

UNITED STATES BANKRUPTCY COURT		District of Delaware	PROOF OF CLAIM
Name of Debtor: AgFeed Industries, Inc.		Case Number: 13-11762 (BLS)	
NOTE: Do not use this form to make a claim for an administrative expense that arises after the bankruptcy filing. You may file a request for payment of an administrative expense according to 11 U.S.C. § 503.			
Name of Creditor (the person or other entity to whom the debtor owes money or property): U.S. Securities and Exchange Commission		COURT USE ONLY	
Name and address where notices should be sent: U.S. Securities and Exchange Commission 200 Vesey Street, Suite 400 New York, NY 10281		Telephone number: 212-336-0163 email: Schragep@sec.gov	<input type="checkbox"/> Check this box if this claim amends a previously filed claim. Court Claim Number: _____ (If known) Filed on: _____
Name and address where payment should be sent (if different from above):		Telephone number: _____ email: _____	<input type="checkbox"/> Check this box if you are aware that anyone else has filed a proof of claim relating to this claim. Attach copy of statement giving particulars.
1. Amount of Claim as of Date Case Filed: \$ <u>undetermined</u>		<div style="border: 1px solid black; padding: 5px; display: inline-block;"> RECEIVED NOV 11 2013 BMC GROUP </div>	
If all or part of the claim is secured, complete item 4.			
If all or part of the claim is entitled to priority, complete item 5.			
<input checked="" type="checkbox"/> Check this box if the claim includes interest or other charges in addition to the principal amount of the claim. Attach a statement that itemizes interest or charges.			
2. Basis for Claim: <u>See Attachment "A"</u> (See instruction #2)			
3. Last four digits of any number by which creditor identifies debtor:	3a. Debtor may have scheduled account as: _____ (See instruction #3a)	3b. Uniform Claim Identifier (optional): _____ (See instruction #3b)	
4. Secured Claim (See instruction #4) Check the appropriate box if the claim is secured by a lien on property or a right of setoff, attach required redacted documents, and provide the requested information.		Amount of arrearage and other charges, as of the time case was filed, included in secured claim, if any: \$ _____	
Nature of property or right of setoff: <input type="checkbox"/> Real Estate <input type="checkbox"/> Motor Vehicle <input type="checkbox"/> Other Describe: _____		Basis for perfection: _____	
Value of Property: \$ _____		Amount of Secured Claim: \$ _____	
Annual Interest Rate _____ % <input type="checkbox"/> Fixed or <input type="checkbox"/> Variable (when case was filed)		Amount Unsecured: \$ _____	
5. Amount of Claim Entitled to Priority under 11 U.S.C. § 507 (a). If any part of the claim falls into one of the following categories, check the box specifying the priority and state the amount.			
<input type="checkbox"/> Domestic support obligations under 11 U.S.C. § 507 (a)(1)(A) or (a)(1)(B).	<input type="checkbox"/> Wages, salaries, or commissions (up to \$12,475*) earned within 180 days before the case was filed or the debtor's business ceased, whichever is earlier – 11 U.S.C. § 507 (a)(4).	<input type="checkbox"/> Contributions to an employee benefit plan – 11 U.S.C. § 507 (a)(5).	Amount entitled to priority: \$ _____
<input type="checkbox"/> Up to \$2,775* of deposits toward purchase, lease, or rental of property or services for personal, family, or household use – 11 U.S.C. § 507 (a)(7).	<input type="checkbox"/> Taxes or penalties owed to governmental units – 11 U.S.C. § 507 (a)(8).	<input type="checkbox"/> Other – Specify applicable paragraph of 11 U.S.C. § 507 (a)(____).	
*Amounts are subject to adjustment on 4/01/16 and every 3 years thereafter with respect to cases commenced on or after the date of adj			
6. Credits. The amount of all payments on this claim has been credited for the purpose of making this proof of claim. (See instruction #...)			



7. Documents: Attached are redacted copies of any documents that support the claim, such as promissory notes, purchase orders, invoices, itemized statements of running accounts, contracts, judgments, mortgages, security agreements, or, in the case of a claim based on an open-end or revolving consumer credit agreement, a statement providing the information required by FRBP 3001(c)(3)(A). If the claim is secured, box 4 has been completed, and redacted copies of documents providing evidence of perfection of a security interest are attached. If the claim is secured by the debtor's principal residence, the Mortgage Proof of Claim Attachment is being filed with this claim. (See instruction #7, and the definition of "redacted".)

DO NOT SEND ORIGINAL DOCUMENTS. ATTACHED DOCUMENTS MAY BE DESTROYED AFTER SCANNING.

If the documents are not available, please explain:


8. Signature: (See instruction #8)

Check the appropriate box.

I am the creditor. I am the creditor's authorized agent. I am the trustee, or the debtor, or their authorized agent. (See Bankruptcy Rule 3004.) I am a guarantor, surety, indorser, or other codebtor. (See Bankruptcy Rule 3005.)

I declare under penalty of perjury that the information provided in this claim is true and correct to the best of my knowledge, information, and reasonable belief.

Print Name: Patricia Schrage
 Title: Senior Bankruptcy Counsel
 Company: U.S. Securities and Exchange Commission
 Address and telephone number (if different from notice address above):


 (Signature)

11/8/13
 (Date)

Telephone number: 212-336-0163 email: schragep@sec.gov

Penalty for presenting fraudulent claim: Fine of up to \$500,000 or imprisonment for up to 5 years, or both. 18 U.S.C. §§ 152 and 3571.

INSTRUCTIONS FOR PROOF OF CLAIM FORM

The instructions and definitions below are general explanations of the law. In certain circumstances, such as bankruptcy cases not filed voluntarily by the debtor, exceptions to these general rules may apply.

Items to be completed in Proof of Claim form

Court, Name of Debtor, and Case Number:

Fill in the federal judicial district in which the bankruptcy case was filed (for example, Central District of California), the debtor's full name, and the case number. If the creditor received a notice of the case from the bankruptcy court, all of this information is at the top of the notice.

Creditor's Name and Address:

Fill in the name of the person or entity asserting a claim and the name and address of the person who should receive notices issued during the bankruptcy case. A separate space is provided for the payment address if it differs from the notice address. The creditor has a continuing obligation to keep the court informed of its current address. See Federal Rule of Bankruptcy Procedure (FRBP) 2002(g).

1. Amount of Claim as of Date Case Filed:

State the total amount owed to the creditor on the date of the bankruptcy filing. Follow the instructions concerning whether to complete items 4 and 5. Check the box if interest or other charges are included in the claim.

2. Basis for Claim:

State the type of debt or how it was incurred. Examples include goods sold, money loaned, services performed, personal injury/wrongful death, car loan, mortgage note, and credit card. If the claim is based on delivering health care goods or services, limit the disclosure of the goods or services so as to avoid embarrassment or the disclosure of confidential health care information. You may be required to provide additional disclosure if an interested party objects to the claim.

3. Last Four Digits of Any Number by Which Creditor Identifies Debtor:

State only the last four digits of the debtor's account or other number used by the creditor to identify the debtor.

3a. Debtor May Have Scheduled Account As:

Report a change in the creditor's name, a transferred claim, or any other information that clarifies a difference between this proof of claim and the claim as scheduled by the debtor.

3b. Uniform Claim Identifier:

If you use a uniform claim identifier, you may report it here. A uniform claim identifier is an optional 24-character identifier that certain large creditors use to facilitate electronic payment in chapter 13 cases.

4. Secured Claim:

Check whether the claim is fully or partially secured. Skip this section if the

claim is entirely unsecured. (See Definitions.) If the claim is secured, check the box for the nature and value of property that secures the claim, attach copies of lien documentation, and state, as of the date of the bankruptcy filing, the annual interest rate (and whether it is fixed or variable), and the amount past due on the claim.

5. Amount of Claim Entitled to Priority Under 11 U.S.C. § 507 (a).

If any portion of the claim falls into any category shown, check the appropriate box(es) and state the amount entitled to priority. (See Definitions.) A claim may be partly priority and partly non-priority. For example, in some of the categories, the law limits the amount entitled to priority.

6. Credits:

An authorized signature on this proof of claim serves as an acknowledgment that when calculating the amount of the claim, the creditor gave the debtor credit for any payments received toward the debt.

7. Documents:

Attach redacted copies of any documents that show the debt exists and a lien secures the debt. You must also attach copies of documents that evidence perfection of any security interest and documents required by FRBP 3001(c) for claims based on an open-end or revolving consumer credit agreement or secured by a security interest in the debtor's principal residence. You may also attach a summary in addition to the documents themselves. FRBP 3001(c) and (d). If the claim is based on delivering health care goods or services, limit disclosing confidential health care information. Do not send original documents, as attachments may be destroyed after scanning.

8. Date and Signature:

The individual completing this proof of claim must sign and date it. FRBP 9011. If the claim is filed electronically, FRBP 5005(a)(2) authorizes courts to establish local rules specifying what constitutes a signature. If you sign this form, you declare under penalty of perjury that the information provided is true and correct to the best of your knowledge, information, and reasonable belief. Your signature is also a certification that the claim meets the requirements of FRBP 9011(b). Whether the claim is filed electronically or in person, if your name is on the signature line, you are responsible for the declaration. Print the name and title, if any, of the creditor or other person authorized to file this claim. State the filer's address and telephone number if it differs from the address given on the top of the form for purposes of receiving notices. If the claim is filed by an authorized agent, provide both the name of the individual filing the claim and the name of the agent. If the authorized agent is a servicer, identify the corporate servicer as the company. Criminal penalties apply for making a false statement on a proof of claim.

Attachment "A"

This claim is an undetermined claim for penalties, disgorgement, and prejudgment interest arising from possible violations of the federal securities laws. The Securities and Exchange Commission ("SEC") has been conducting an investigation into certain pre-bankruptcy transactions and practices involving Agfeed Industries, Inc. ("Agfeed Industries"). Based on this investigation, the SEC may file a civil action against Agfeed Industries in an appropriate forum.

The SEC reserves the right to amend and supplement this claim as appropriate under the circumstances.

COPY

B10 (Official Form 10) (04/13)

UNITED STATES BANKRUPTCY COURT		District of Delaware	PROOF OF CLAIM
Name of Debtor: AgFeed Industries, Inc.		Case Number: 13-11762 (BLS)	
NOTE: Do not use this form to make a claim for an administrative expense that arises after the bankruptcy filing. You may file a request for payment of an administrative expense according to 11 U.S.C. § 503.			
Name of Creditor (the person or other entity to whom the debtor owes money or property): U.S. Securities and Exchange Commission			
Name and address where notices should be sent: U.S. Securities and Exchange Commission 200 Vesey Street, Suite 400 New York, NY 10281 Telephone number: 212-336-0163 email: Schragep@sec.gov		COURT USE ONLY <input type="checkbox"/> Check this box if this claim amends a previously filed claim. Court Claim Number: _____ (If known) Filed on: _____	
Name and address where payment should be sent (if different from above): Telephone number: _____ email: _____		<input type="checkbox"/> Check this box if you are aware that anyone else has filed a proof of claim relating to this claim. Attach copy of statement giving particulars.	
1. Amount of Claim as of Date Case Filed: \$ <u>undetermined</u> If all or part of the claim is secured, complete item 4. If all or part of the claim is entitled to priority, complete item 5. <input checked="" type="checkbox"/> Check this box if the claim includes interest or other charges in addition to the principal amount of the claim. Attach a statement that itemizes interest or charges.			
2. Basis for Claim: <u>See Attachment "A"</u> (See instruction #2)			
3. Last four digits of any number by which creditor identifies debtor:	3a. Debtor may have scheduled account as: _____ (See instruction #3a)	3b. Uniform Claim Identifier (optional): _____ (See instruction #3b)	
4. Secured Claim (See instruction #4) Check the appropriate box if the claim is secured by a lien on property or a right of setoff, attach required redacted documents, and provide the requested information. Nature of property or right of setoff: <input type="checkbox"/> Real Estate <input type="checkbox"/> Motor Vehicle <input type="checkbox"/> Other Describe: Value of Property: \$ _____ Annual Interest Rate _____% <input type="checkbox"/> Fixed or <input type="checkbox"/> Variable (when case was filed)		Amount of arrearage and other charges, as of the time case was filed, included in secured claim, if any: \$ _____ Basis for perfection: _____ Amount of Secured Claim: \$ _____ Amount Unsecured: \$ _____	
5. Amount of Claim Entitled to Priority under 11 U.S.C. § 507 (a). If any part of the claim falls into one of the following categories, check the box specifying the priority and state the amount. <input type="checkbox"/> Domestic support obligations under 11 U.S.C. § 507 (a)(1)(A) or (a)(1)(B). <input type="checkbox"/> Wages, salaries, or commissions (up to \$12,475*) earned within 180 days before the case was filed or the debtor's business ceased, whichever is earlier – 11 U.S.C. § 507 (a)(4). <input type="checkbox"/> Contributions to an employee benefit plan – 11 U.S.C. § 507 (a)(5). <input type="checkbox"/> Up to \$2,775* of deposits toward purchase, lease, or rental of property or services for personal, family, or household use – 11 U.S.C. § 507 (a)(7). <input type="checkbox"/> Taxes or penalties owed to governmental units – 11 U.S.C. § 507 (a)(8). <input type="checkbox"/> Other – Specify applicable paragraph of 11 U.S.C. § 507 (a)(____). Amount entitled to priority: \$ _____			
*Amounts are subject to adjustment on 4/01/16 and every 3 years thereafter with respect to cases commenced on or after the date of adjustment.			
6. Credits. The amount of all payments on this claim has been credited for the purpose of making this proof of claim. (See instruction #6)			

7. Documents: Attached are redacted copies of any documents that support the claim, such as promissory notes, purchase orders, invoices, itemized statements of running accounts, contracts, judgments, mortgages, security agreements, or, in the case of a claim based on an open-end or revolving consumer credit agreement, a statement providing the information required by FRBP 3001(c)(3)(A). If the claim is secured, box 4 has been completed, and redacted copies of documents providing evidence of perfection of a security interest are attached. If the claim is secured by the debtor's principal residence, the Mortgage Proof of Claim Attachment is being filed with this claim. (See instruction #7, and the definition of "redacted".)

DO NOT SEND ORIGINAL DOCUMENTS. ATTACHED DOCUMENTS MAY BE DESTROYED AFTER SCANNING.

If the documents are not available, please explain:


8. Signature: (See instruction #8)

Check the appropriate box.

I am the creditor. I am the creditor's authorized agent. I am the trustee, or the debtor, or their authorized agent. (See Bankruptcy Rule 3004.) I am a guarantor, surety, indorser, or other codebtor. (See Bankruptcy Rule 3005.)

I declare under penalty of perjury that the information provided in this claim is true and correct to the best of my knowledge, information, and reasonable belief.

Print Name: Patricia Schrage
 Title: Senior Bankruptcy Counsel
 Company: U.S. Securities and Exchange Commission
 Address and telephone number (if different from notice address above):


 (Signature)

11/8/13
 (Date)

Telephone number: 212-336-0163 email: schragep@sec.gov

Penalty for presenting fraudulent claim: Fine of up to \$500,000 or imprisonment for up to 5 years, or both. 18 U.S.C. §§ 152 and 3571.

INSTRUCTIONS FOR PROOF OF CLAIM FORM

The instructions and definitions below are general explanations of the law. In certain circumstances, such as bankruptcy cases not filed voluntarily by the debtor, exceptions to these general rules may apply.

Items to be completed in Proof of Claim form

Court, Name of Debtor, and Case Number:

Fill in the federal judicial district in which the bankruptcy case was filed (for example, Central District of California), the debtor's full name, and the case number. If the creditor received a notice of the case from the bankruptcy court, all of this information is at the top of the notice.

Creditor's Name and Address:

Fill in the name of the person or entity asserting a claim and the name and address of the person who should receive notices issued during the bankruptcy case. A separate space is provided for the payment address if it differs from the notice address. The creditor has a continuing obligation to keep the court informed of its current address. See Federal Rule of Bankruptcy Procedure (FRBP) 2002(g).

1. Amount of Claim as of Date Case Filed:

State the total amount owed to the creditor on the date of the bankruptcy filing. Follow the instructions concerning whether to complete items 4 and 5. Check the box if interest or other charges are included in the claim.

2. Basis for Claim:

State the type of debt or how it was incurred. Examples include goods sold, money loaned, services performed, personal injury/wrongful death, car loan, mortgage note, and credit card. If the claim is based on delivering health care goods or services, limit the disclosure of the goods or services so as to avoid embarrassment or the disclosure of confidential health care information. You may be required to provide additional disclosure if an interested party objects to the claim.

3. Last Four Digits of Any Number by Which Creditor Identifies Debtor:

State only the last four digits of the debtor's account or other number used by the creditor to identify the debtor.

3a. Debtor May Have Scheduled Account As:

Report a change in the creditor's name, a transferred claim, or any other information that clarifies a difference between this proof of claim and the claim as scheduled by the debtor.

3b. Uniform Claim Identifier:

If you use a uniform claim identifier, you may report it here. A uniform claim identifier is an optional 24-character identifier that certain large creditors use to facilitate electronic payment in chapter 13 cases.

4. Secured Claim:

Check whether the claim is fully or partially secured. Skip this section if the

claim is entirely unsecured. (See Definitions.) If the claim is secured, check the box for the nature and value of property that secures the claim, attach copies of lien documentation, and state, as of the date of the bankruptcy filing, the annual interest rate (and whether it is fixed or variable), and the amount past due on the claim.

5. Amount of Claim Entitled to Priority Under 11 U.S.C. § 507 (a).

If any portion of the claim falls into any category shown, check the appropriate box(es) and state the amount entitled to priority. (See Definitions.) A claim may be partly priority and partly non-priority. For example, in some of the categories, the law limits the amount entitled to priority.

6. Credits:

An authorized signature on this proof of claim serves as an acknowledgment that when calculating the amount of the claim, the creditor gave the debtor credit for any payments received toward the debt.

7. Documents:

Attach redacted copies of any documents that show the debt exists and a lien secures the debt. You must also attach copies of documents that evidence perfection of any security interest and documents required by FRBP 3001(c) for claims based on an open-end or revolving consumer credit agreement or secured by a security interest in the debtor's principal residence. You may also attach a summary in addition to the documents themselves. FRBP 3001(c) and (d). If the claim is based on delivering health care goods or services, limit disclosing confidential health care information. Do not send original documents, as attachments may be destroyed after scanning.

8. Date and Signature:

The individual completing this proof of claim must sign and date it. FRBP 9011. If the claim is filed electronically, FRBP 5005(a)(2) authorizes courts to establish local rules specifying what constitutes a signature. If you sign this form, you declare under penalty of perjury that the information provided is true and correct to the best of your knowledge, information, and reasonable belief. Your signature is also a certification that the claim meets the requirements of FRBP 9011(b). Whether the claim is filed electronically or in person, if your name is on the signature line, you are responsible for the declaration. Print the name and title, if any, of the creditor or other person authorized to file this claim. State the filer's address and telephone number if it differs from the address given on the top of the form for purposes of receiving notices. If the claim is filed by an authorized agent, provide both the name of the individual filing the claim and the name of the agent. If the authorized agent is a servicer, identify the corporate servicer as the company. Criminal penalties apply for making a false statement on a proof of claim.

Attachment "A"

This claim is an undetermined claim for penalties, disgorgement, and prejudgment interest arising from possible violations of the federal securities laws. The Securities and Exchange Commission ("SEC") has been conducting an investigation into certain pre-bankruptcy transactions and practices involving Agfeed Industries, Inc. ("Agfeed Industries"). Based on this investigation, the SEC may file a civil action against Agfeed Industries in an appropriate forum.

The SEC reserves the right to amend and supplement this claim as appropriate under the circumstances.



UNITED STATES
SECURITIES AND EXCHANGE COMMISSION
NEW YORK REGIONAL OFFICE

200 VESEY STREET, SUITE 400
NEW YORK, N.Y. 10281

NYRO-ENF
212-336-0163

November 8, 2013

BMC Group, Inc.
Attn: AgFeed USA, LLC Claims Processing
18675 Lake Drive East
Chanhassen, MN 55317

Re: AgFeed USA, LLC et al.

Dear Sir or Madam:

Enclosed please find the original proof of claim form and two copies for the U.S. Securities and Exchange Commission in the above referenced case. Please return a conformed copy in the enclosed self addressed envelope. Thank you for your assistance with this matter.

Sincerely,

A handwritten signature in cursive script, appearing to read "Patricia Schrage".

Patricia Schrage
Senior Bankruptcy Counsel

1. Ensure there are no other shipping or tracking labels attached to your package. Select the Print button on the print dialog box that appears. Note: If your browser does not support this function select Print from the File menu to print the label.

2. Fold the printed sheet containing the label at the line so that the entire shipping label is visible. Place the label on a single side of the package and cover it completely with clear plastic shipping tape. Do not cover any seams or closures on the package with the label. Place the label in a UPS Shipping Pouch. If you do not have a pouch, affix the folded label using clear plastic shipping tape over the entire label.

3. GETTING YOUR SHIPMENT TO UPS

UPS locations include the UPS Store®, UPS drop boxes, UPS customer centers, authorized retail outlets and UPS drivers. Schedule a same day or future day Pickup to have a UPS driver pickup all your Campusship packages.

Hand the package to any UPS driver in your area. Take your package to any location of The UPS Store®, UPS Drop Box, UPS Customer Center, UPS Alliances (Office Depot® or Staples®) or Authorized Shipping Outlet near you. Items sent via UPS Return Services(SM) (including via Ground) are also accepted at Drop Boxes. To find the location nearest you, please visit the Resources area of Campusship and select UPS Locations.


Customers with a Daily Pickup Your driver will pickup your shipment(s) as usual.

FOLD HERE

1.0 LBS LTR 1 OF 1


PATRICIA SCHRAGE
2152-336-1076
SEC-NY REGIONAL
200 VESSEY STREET
NEW YORK NY 102811022

SHIP TO:
AGFEED USA, LLC CLAIMS PROCESSING
BMC GROUP, INC.
18675 LAKE DRIVE EAST
CHANHASSEN MN 55317-9383



MIN 559 9-03

UPS NEXT DAY AIR 1
TRACKING #: 1Z A37 47T 01 9142 1211



BILLING: P/P

RECEIVED

NOV 11 2013
BMC GROUP

WANTERO 45-04 10/2013

