EXHIBIT D

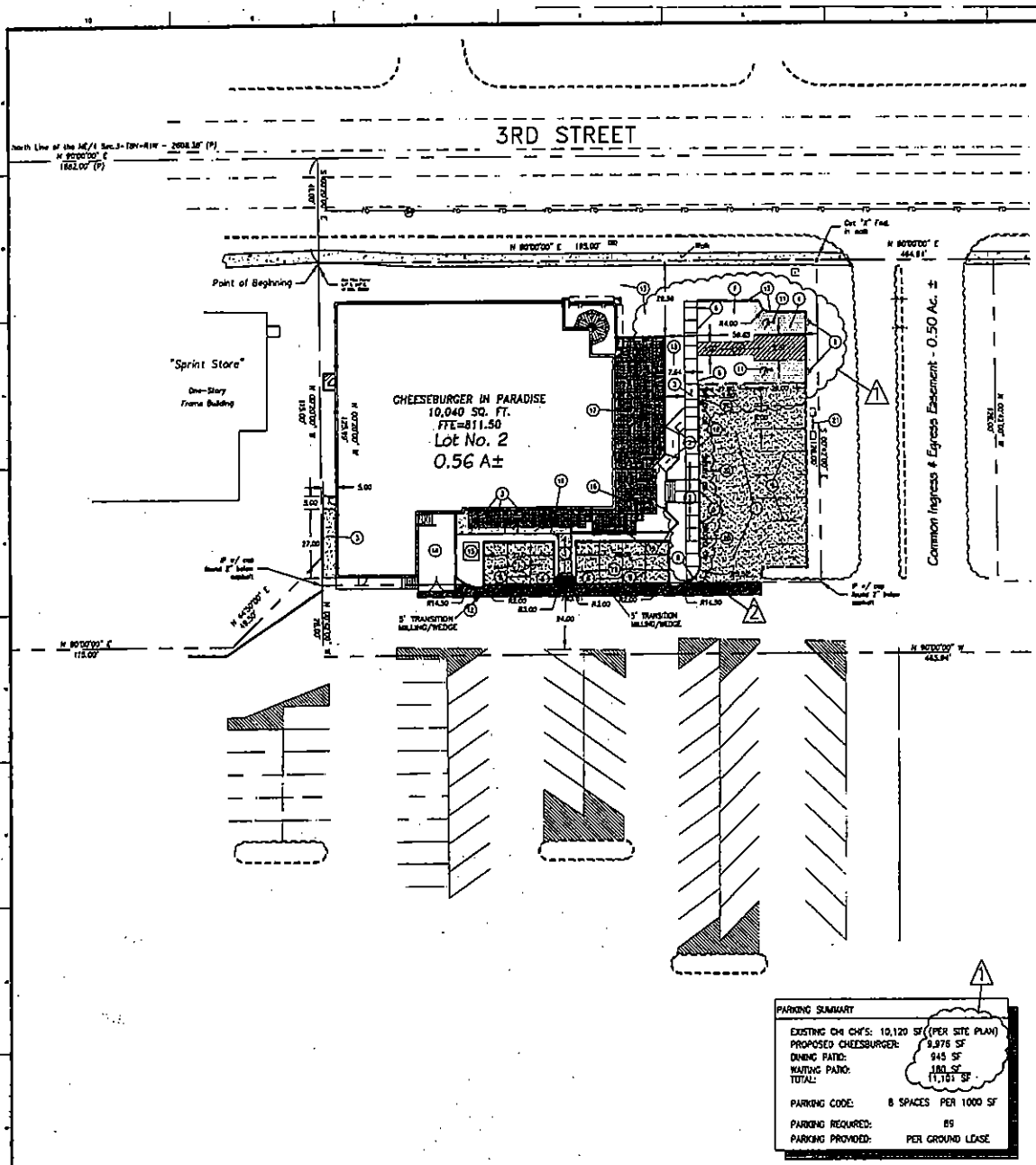

GENERAL NOTES:

1) THE CONTRACTOR SHALL BE RESPONSIBLE FOR OBTAINING OR VERIFYING THAT ALL PERMITS AND APPROVALS ARE OBTAINED FROM THE RESPECTIVE CITY, COUNTY, AND STATE AGENCIES PRIOR TO STARTING CONSTRUCTION.

2) IT SHALL BE THE CONTRACTORS RESPONSIBILITY TO DETERMINE THE EXACT LOCATION OF ALL EXISTING UTILITIES IN THE VICINITY OF THE CONSTRUCTION AREA PRIOR TO STARTING CONSTRUCTION

3) IT SHALL BE THE CONTRACTORS RESPONSIBILITY TO NOTIFY AND COORDINATE CONSTRUCTION WITH ALL RESPECTIVE UTILITIES.

4) ALL QUANTITIES GIVEN ON THESE PRINTS, VERBALLY OR IN THE SCOPE OF WORK SECTION ARE ESTIMATES AND SHALL BE CONFIRMED BY THE BIDDING CONTRACTORS.

5) OCCUPATIONAL SAFETY AND HEALTH ADMINISTRATION (OSHA) STANDARDS FOR EXCAVATIONS, FINAL RULE 29 CFR PART 1926, SUBPART "P" APPLIES TO ALL EXCAVATIONS EXCEEDING FIVE (5) FEET IN DEPTH.

6) IN ADDITION, EXCAVATION EXCEEDING TWENTY (20) FEET IN DEPTH REQUIRE THE DESIGN OF A TRENCH SAFETY SYSTEM BY A REGISTERED PROFESSIONAL ENGINEER.

7) IT SHALL BE THE RESPONSIBILITY OF THE DEVELOPER AND CONTRACTOR TO MAINTAIN QUALITY CONTROL THROUGHOUT THIS PROJECT.

8) TEMPORARY TRAFFIC CONTROL DURING CONSTRUCTION TO CONFORM TO APPLICABLE LOCAL STANDARDS.

9) BEARINGS, DIMENSIONS, AND EASEMENTS ARE SHOWN FOR REFERENCE ONLY. SEE RECORD SURVEYS AND PLATS FOR EXACT INFORMATION.

10) ANY FIELD TILES ENCOUNTERED DURING EXCAVATION SHALL BE REPAIRED AND POSITIVE DRAINAGE PROVIDED.

11) THE ENGINEER AND/OR OWNER DISCLAIM ANY ROLE IN THE CONSTRUCTION MEANS AND METHODS ASSOCIATED WITH THIS PROJECT.

12) THE LOWEST FLOOR ELEVATION REGARDING GRAVITY SERVICE MUST BE A MINIMUM OF ONE (1) FOOT ABOVE THE TOP OF CASTING OF THE NEAREST SANITARY SEWER MANHOLE, OR A GRINDER PUMP SHALL BE REQUIRED.

13) ALL DIMENSIONS ARE BASED ON FACE OF CURB OR BACK OF ROLL CURB OR FACE OF BUILDING.

14) SEE ARCHITECTURAL PLANS FOR DETAILS OF BUILDING, BUILDING DIMENSIONS, ADA RELATED DETAILS, AND SIGNAGE SPECIFICATIONS. DO NOT STAKE BUILDING FROM THESE PLANS.

15) COORDINATE CONSTRUCTION ACTIVITIES WITH ADJOINING WORK. VERIFY EXTENT OF ADJOINING WORK AND COORDINATE AS REQUIRED.

16) FIELD VERIFY EXISTING CURBS AND TAPER PROPOSED VERTICAL CURBS TO MATCH WITHIN A MIN. OF THREE (3) FOOT

PLAN NOTES:

1. 1.5" ASPHALT OVERLAY. EXISTING PAVEMENT TO BE EVALUATED BY A GEOTECHNICAL ENGINEER PRIOR TO OVERLAY OPERATIONS TO DETERMINE IF OVERLAY THICKNESS NEED TO BE INCREASED
2. 5' WIDE CONCRETE SIDEWALK
3. ADA ACCESSIBLE RAMP
4. LIGHT DUTY ASPHALT PAVING
5. CONCRETE CURB & GUTTER, REFER TO ARCHITECTURAL DRAWINGS
6. PROVIDE FLUSH SIDEWALK
7. HEAVY DUTY ASPHALT PAVING
8. RELOCATED HANDICAP PARKING SIGN, 4-FOOT ACCESSIBLE
9. PAINTED WHITE 4" PARKING LINES
10. PAINTED HANDICAP ACCESSIBLE BLUE
11. PAINTED HANDICAP PARKING SYMBOL, PARKING SPACE 8'x20'
12. 6" CONCRETE CURB
13. CONCRETE CONTRACTOR TO PROVIDE 6" MIN., APPROVED REPOSE, REINFORCED BUILDING AND SIDEWALK FOOTINGS W/ARCHITECTURAL DRAWINGS
14. CONCRETE WHEEL CHAIR RAMP AREA, REFER TO ARCHITECTURAL DRAWINGS
15. EXISTING TRANSFORMER
16. PROPOSED DUMPSTER, REFER TO ARCHITECTURAL DRAWINGS
17. PROPOSED CONCRETE PATIO AREA, REFER TO ARCHITECTURAL DRAWINGS
18. PROPOSED SHADE AREA, REFER TO ARCHITECTURAL DRAWINGS
19. RELOCATED GRILL, COORDINATE WITH ARCHITECTURAL DRAWINGS
20. "NO PARKING" MARKINGS PAINTED YELLOW (TYP)
21. PROPOSED LIGHT POLE AND BASE

LEGEND

EXIST. FIRE HYDRANT
EXIST. WATER VALVE/MANHOLE
EXIST. SIGN
EXIST. MONITOR WELL
EXIST. SIGN PER A-100 PK CRT/TRANS
EXIST. GAS METER
EXIST. GAS VALVE
EXIST. STORM INLET
EXIST. STORM/SAN/TELE MANHOLE
EXIST. ELECTRIC METER
EXIST. POWER POLE
EXIST. GUY ANCHOR
EXIST. TELEPHONE PEDESTAL
EXIST. MANHOLE
EXIST. CLEANOUT
EXIST. SANITARY SEWER LINE
EXIST. STORM SEWER LINE
EXIST. CONTOURS
PIPE END SECTION
RIGHT-OF-WAY LINE
PROPOSED SANITARY SEWER LINE
PROPOSED STORM SEWER LINE
PROPOSED 4" HOME ROOF DRAIN
PROPOSED PIPE BOLLARD
PROPOSED MANHOLE
PROPOSED CONTOURS
PROPOSED ELEVATION
DRAINAGE FLOW ARROW
WATER LINE
GAS LINE
FINISH FLOOR ELEVATION
TOP OF PAVEMENT / VALLEY GUTTER
INVERT ENTERING ELEVATION OF (pipe-SIZE/MATL)
REINFORCED CONCRETE PIPE
CORRUGATED METAL PIPE
POLYVINYL CHLORIDE PIPE
DUCTILE IRON
WATER ENTERING STRUCTURE
FLUSH SURFACE DRAINAGE
TOP OF CURB
GRATES
OVERHEAD UTILITY LINE
UNDERGROUND TELEPHONE
TEMPORARY BENCHMARK
WATER VALVE

SEATING AND TABLE CALCULATIONS

BAR SEATS:	30
BAR TABLES:	21
DINING TABLES:	26
TOTAL RESTAURANT TABLES: (EXCLUDING PATIO TABLES)	47
TOTAL BAR AREA SEATING:	122
TOTAL DINING AREA SEATING:	110
TOTAL RESTAURANT SEATS (INSIDE):	232
PATIO AREA TABLES:	12
TOTAL PATIO SEATING:	48
GRAND TOTAL (PATIO, BAR & DINING)	
TABLES :	59
SEATS :	280

PARKING SUMMARY

EXISTING CHI CHI'S:	10,120 SF	(PER SITE PLAN)
PROPOSED CHEESSBURGER:	9,976 SF	
DINING PATIO:	945 SF	
WAITING PATIO:	180 SF	
TOTAL:	11,101 SF	
PARKING CODE:	8 SPACES PER 1000 SF	
PARKING REQUIRED:	89	
PARKING PROVIDED:	PER GROUND LEASE	

SCALE: 1" = 20'
0 10 20 40

Call 1-800-382-5544
2 WORKING DAYS
BEFORE YOU DIG.

"IT'S THE LAW"

WEIHE ENGINEERS, INC.
1305 NORTH COLLEGE AVENUE
INDIANAPOLIS, INDIANA 46202
(317) profile | FAX (317) 636-8454
CIVIL ENGINEERS • LAND SURVEYORS • LAND PLANNERS • LANDSCAPE ARCHITECTS

ALLAN S. WEIHE
REGISTERED PROFESSIONAL ENGINEER
REGISTERED LAND SURVEYOR
PRESIDENT

JAMES E. SHANAHAN
REGISTERED
No. 10200392
STATE OF INDIANA
PROFESSIONAL ENGINEER

PROJECT NO. W04-0638
DRAWN BY: JES
CHECKED BY: JES
DATE: 11/17/04

REVISIONS
1 REVISIONS PER SHADE & CAFE REVIEW 12/17/04
2 REVISIONS PER OWNER COMMENTS

PREPARED FOR:
CHEESEBURGER IN PARADISE
2350 EAST THIRD ST. BLOOMINGTON, INDIANA

SHEET TITLE:
SITE LAYOUT PLAN

SHEET NO.
C102

PROJECT NO.
W04-0638

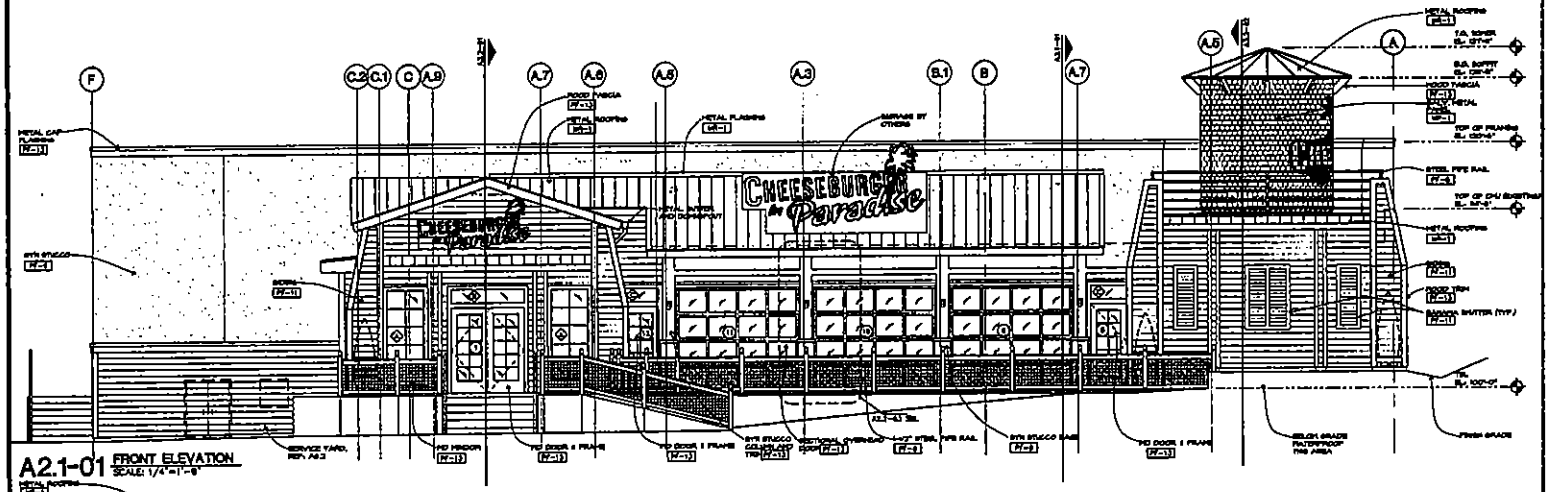

A2.1-01 FRONT ELEVATION
SCALE: 1/4"=1'-0"

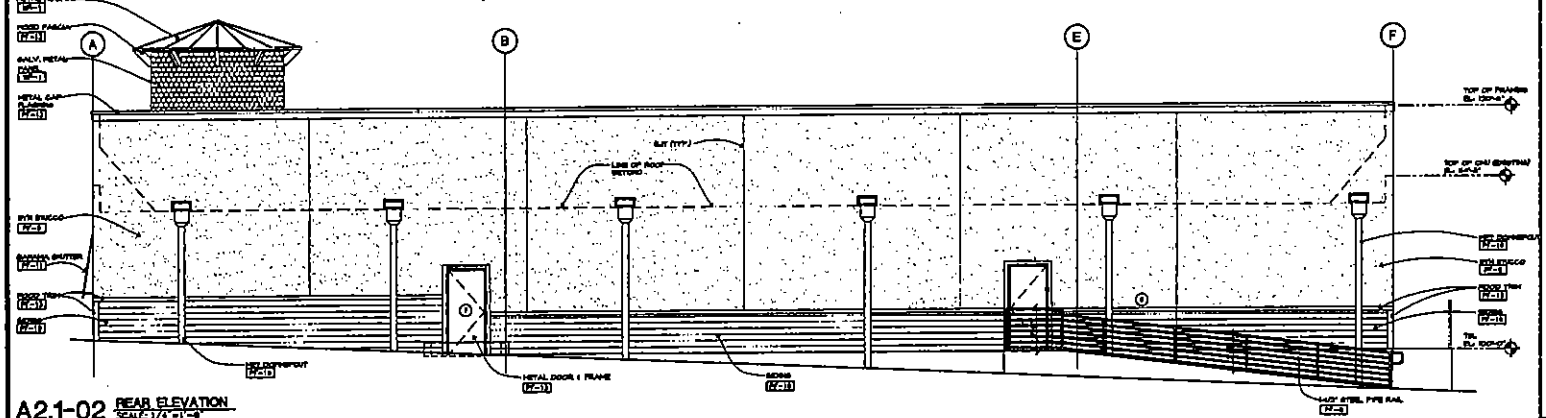

A2.1-02 REAR ELEVATION
SCALE: 1/4"=1'-0"

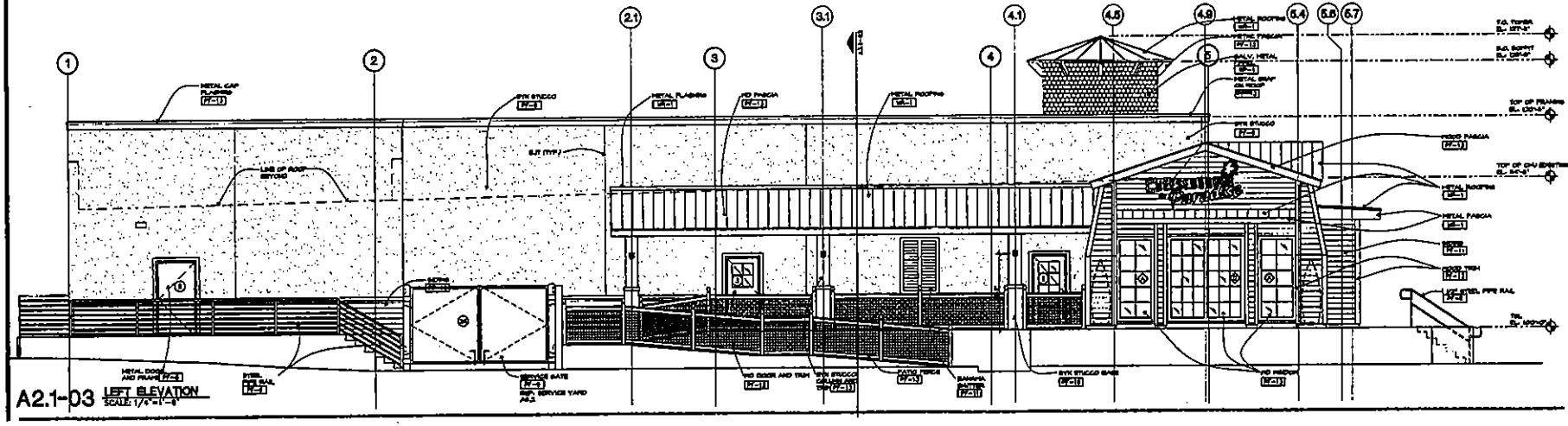

A2.1-03 LEFT ELEVATION
SCALE: 1/4"=1'-0"

FINISH SCHEDULE

CONCRETE (CONC)

CP-1 L.M. Scofield - Integral Chromix Admixture "C-IR Sandstone Buff", trowel finish to receive polymer and polyurethane

CP-2 Same as CP-1 except with a smooth Polyurethane finish

CP-3 L.M. Scofield - Integral Chromix Admixture "C-IR Sandstone Buff", trowel finish to receive polymer and polyurethane

CP-4 Painted Concrete

PAINT (P)

P-1 Dark Tan, Sand Dune Brn, Tan Cedar Stain - Sherwin Williams, S 3 W Pinpoint Weathered Wood Stain, Pinpoint - Sherwin Williams

P-2 Dark Tan, Sand Dune Brn, Cedar Stain - Sherwin Williams, S 3 W Pinpoint Weathered Wood Stain, Pinpoint - Sherwin Williams

P-3 Dark Tan, Sand Dune Brn, Cedar Stain - Sherwin Williams, S 3 W Pinpoint Weathered Wood Stain, Pinpoint - Sherwin Williams

WOOD SHINGLES

WS-1 3" Perfect Edge Cedar Shingle - Dark "Ginger Root Tan" Color

SHEET METAL

SM-1 26 Gauge Corte, Painted Metal Siding, No. 1 Corten Finish, 24"x96", Galvanized Steel Panels

PAINT (Sherwin Williams)

PW-1 Wood Classic Sherwin Clear Polyurethane Varnish (Low Lustre)

PW-2 Wood Classic Interior Oil Stain, "Weathered Teak", SW 3514-F

PW-3 Sherwin Williams Pure White, SW 7005

PW-4 Sherwin Williams Tricorn Black, SW 6258

PW-5 Sherwin Williams Indian Cream, SW 6107

PW-6 Sherwin Williams Clear Yellow, SW 6646

PW-7 Sherwin Williams Pro Yellow, SW 6329

PW-8 Sherwin Williams Pleasant, SW 6456

PW-9 Sherwin Williams Abundance Plum, SW 6284

PW-10 Sherwin Williams Definitive Plum, SW 6995

PW-11 Sherwin Williams Lark Brown, SW 6148

PW-12 Sherwin Williams Iron Ore, SW 7069

PW-13 Sherwin Williams Light French, SW 6962

PW-14 Sherwin Williams Island Coy, SW 7067

PW-15 Sherwin Williams Evolution, SW 6504

PW-16 Sherwin Williams Bottle Green, SW 6208

PW-17 Sherwin Williams Rookwood Brown, SW 6076

PW-18 Sherwin Williams Rainforest Green, SW 6736

PW-19 Sherwin Williams Organic, SW 6916

PW-20 Sherwin Williams Egremont, SW 6944

PW-21 Sherwin Williams Woodlawn - Basement

PW-22 Sherwin Williams Roycroft, SW 6988-F (Varied on site paint colors)

PW-23 Sherwin Williams Liquid Silver SW 6178

PW-24 Paint, by Finish Sherwin Williams "Graceful Green"

PW-25 Paint, by Finish Sherwin Williams "Serengeti" SW 6191

PW-26 Paint, by Finish Sherwin Williams "Rustic Red" SW 7593

SEALANT (Colors Subject to Approval by Owner)

SL-1 Translucent, Weatherproof and Resistant Sponge Foam

SL-2 Paint Weathered Wood

SL-3 Paint Roasted Pecan

SL-4 Paint Black Forest

* Provide and install sealant where required by manufacturer and recommended by original Sherwin Williams Finishes

GLAZING (GL)

GL-1 Graffiti 6"x6" Annealed Clear/ Antique Bronze Double Insulated Glazing

MISC. ROOFING

MR-1 Barrington Patina Roofing "Patina Green"

ACOUSTICAL CEILING TILE

ACT-1 Armstrong Ceiling Systems Fissured 2'-0" Square x 4" Wide Tegular Edge, Finish by Sherwin Williams "Graceful Green"

ACT-2 Celotex, 24"x24"x5/8" Lay-In Vinyl Faced Gypsum Panels Cotton White
Suspended System: Chicago 1200 Aluminum Grid Fitted with Bulkhead Board Leading Trim

LAMINATE

LAM-1 Wilsonart, WH-1-Ash Maple Sugar

wd partners
100 Lone Canyon Parkway
Suite 200
Austin, TX 78738
512.266.3000 T
512.266.3010 F
www.wdpartners.com
Austin
Dallas
Houston
Los Angeles

Cheeseburger in Paradise

ISSUED FOR CONSTRUCTION

2350 EAST THIRD STREET
BLOOMINGTON, IN 47401

01/03/06

REVISIONS
1 ADDENDUM # 1 11-30-05
2 OWNER REVISIONS 01-06-06

PROTOTYPE
Shell
STORE NUMBER
N/A
WD PROJECT NUMBER
04120618

A2.1

EXTERIOR ELEVATIONS

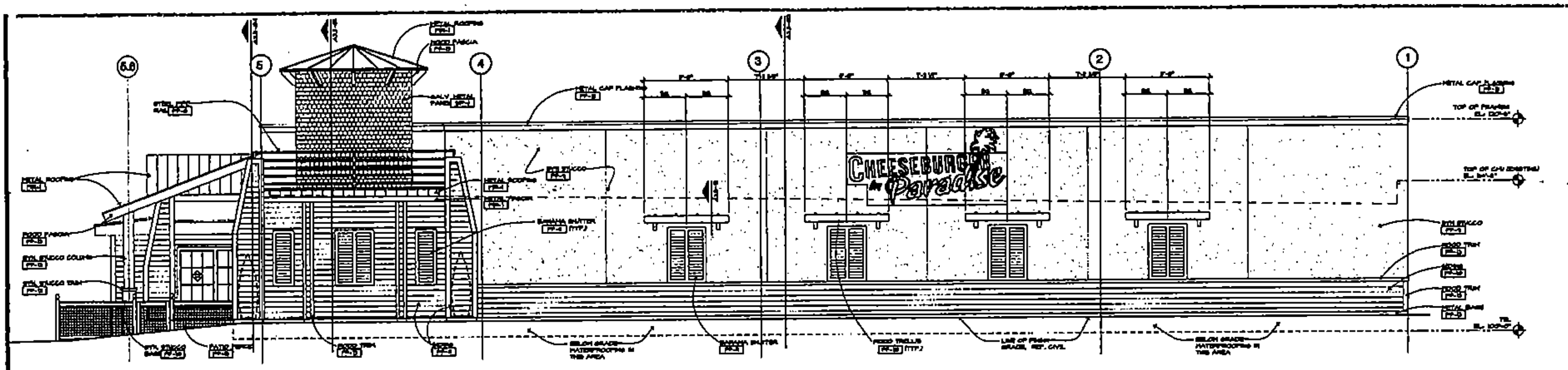

A2.2-01 RIGHT ELEVATION

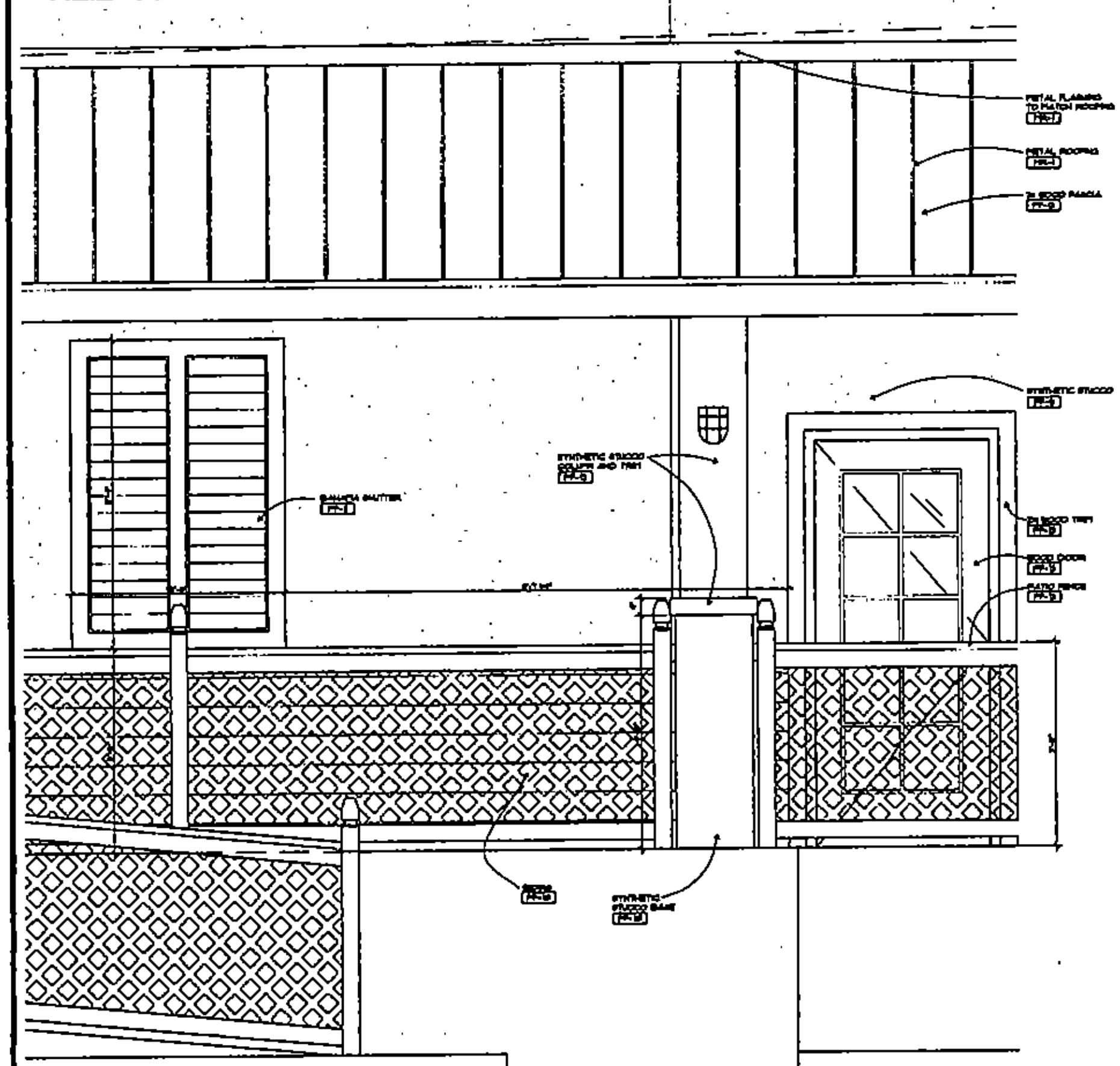

A2.2-02 ENLARGED ELEVATION

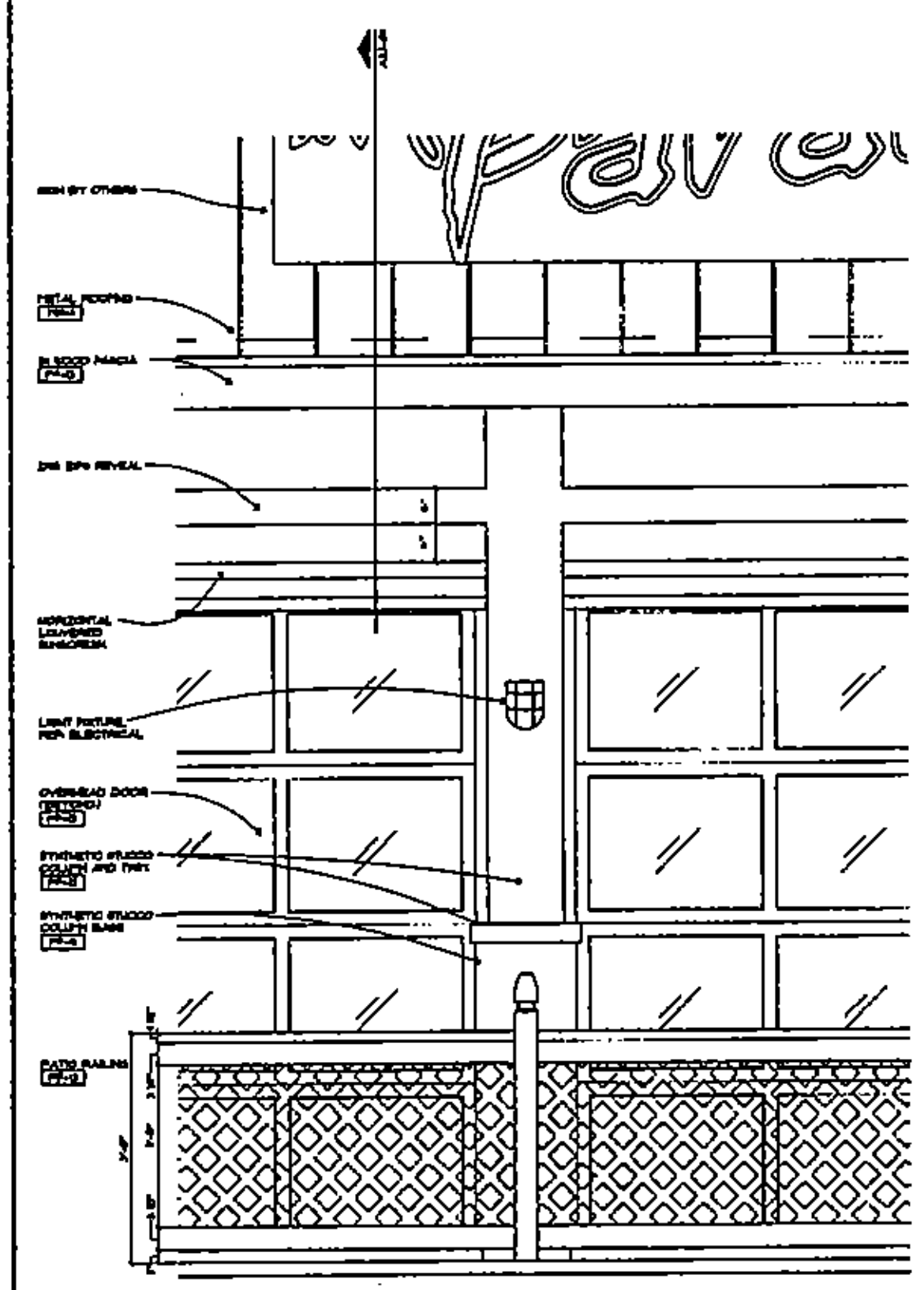

A2.2-03 ENLARGED ELEVATION

FINISH SCHEDULE

CHEESEBURGER in Paradise

ISSUED FOR CONSTRUCTION

2550 EAST THIRD STREET
BLOOMINGTON, IN 47401

EXTERIOR ELEVATIONS

A2.2