


UNITED STATES BANKRUPTCY COURT		District of South Carolina	PROOF OF CLAIM
Name of Debtor: The Cliffs Valley Golf & Country Club, LLC		Case Number: 12-01236	COURT USE ONLY
NOTE: Do not use this form to make a claim for an administrative expense that arises after the bankruptcy filing. You may file a request for payment of an administrative expense according to 11 U.S.C. § 503.			
Name of Creditor (the person or other entity to whom the debtor owes money or property): Dutton Commerical Services a/k/a Dutton Refrigeration			
Name and address where notices should be sent: Jerry A. Gaines P.O. Box 5504 Spartanburg, SC 29304 Telephone number: (864) 582-6776 email: jerry@odomlawsc.com		RECEIVED MAY 30 2012 BMC GROUP	
Name and address where payment should be sent (if different from above): Telephone number: email:		<input type="checkbox"/> Check this box if this claim amends a previously filed claim. Court Claim Number: _____ (If known) Filed on: _____ <input type="checkbox"/> Check this box if you are aware that anyone else has filed a proof of claim relating to this claim. Attach copy of statement giving particulars.	
1. Amount of Claim as of Date Case Filed: \$ <u>3,516.43</u> If all or part of the claim is secured, complete item 4. If all or part of the claim is entitled to priority, complete item 5. <input type="checkbox"/> Check this box if the claim includes interest or other charges in addition to the principal amount of the claim. Attach a statement that itemizes interest or charges.			
2. Basis for Claim: <u>Provided various goods and services</u> (See instruction #2)			
3. Last four digits of any number by which creditor identifies debtor: _____		3a. Debtor may have scheduled account as: _____ (See instruction #3a)	
		3b. Uniform Claim Identifier (optional): _____ (See instruction #3b)	
4. Secured Claim (See instruction #4) Check the appropriate box if the claim is secured by a lien on property or a right of setoff, attach required redacted documents, and provide the requested information.		Amount of arrearage and other charges, as of the time case was filed, included in secured claim, if any: \$ _____	
Nature of property or right of setoff: <input type="checkbox"/> Real Estate <input type="checkbox"/> Motor Vehicle <input type="checkbox"/> Other Describe: _____ Value of Property: \$ _____ Annual Interest Rate _____% <input type="checkbox"/> Fixed or <input type="checkbox"/> Variable (when case was filed)		Basis for perfection: _____ Amount of Secured Claim: \$ _____ Amount Unsecured: \$ _____	
5. Amount of Claim Entitled to Priority under 11 U.S.C. § 507 (a). If any part of the claim falls into one of the following categories, check the box specifying the priority and state the amount.			
<input type="checkbox"/> Domestic support obligations under 11 U.S.C. § 507 (a)(1)(A) or (a)(1)(B).		<input type="checkbox"/> Wages, salaries, or commissions (up to \$11,725*) earned within 180 days before the case was filed or the debtor's business ceased, whichever is earlier – 11 U.S.C. § 507 (a)(4).	
<input type="checkbox"/> Up to \$2,600* of deposits toward purchase, lease, or rental of property or services for personal, family, or household use – 11 U.S.C. § 507 (a)(7).		<input type="checkbox"/> Taxes or penalties owed to governmental units – 11 U.S.C. § 507 (a)(8).	
		<input type="checkbox"/> Contributions to an employee benefit plan – 11 U.S.C. § 507 (a)(5).	
		<input type="checkbox"/> Other – Specify applicable paragraph of 11 U.S.C. § 507 (a)(____).	
		Amount entitled to priority: \$ _____	
Cliffs POC  01092			
*Amounts are subject to adjustment on 4/1/13 and every 3 years thereafter with respect to cases commenced on or after the date of adjustment.			
6. Credits. The amount of all payments on this claim has been credited for the purpose of making this proof of claim. (See instruction #6)			

7. Documents: Attached are **redacted** copies of any documents that support the claim, such as promissory notes, purchase orders, invoices, itemized statements of running accounts, contracts, judgments, mortgages, and security agreements. If the claim is secured, box 4 has been completed, and **redacted** copies of documents providing evidence of perfection of a security interest are attached. (See instruction #7, and the definition of "**redacted**".)

DO NOT SEND ORIGINAL DOCUMENTS. ATTACHED DOCUMENTS MAY BE DESTROYED AFTER SCANNING.

If the documents are not available, please explain:

8. Signature: (See instruction #8)

Check the appropriate box.

- I am the creditor. I am the creditor's authorized agent. I am the trustee, or the debtor, or their authorized agent. I am a guarantor, surety, indorser, or other codebtor.
- (Attach copy of power of attorney, if any.) (See Bankruptcy Rule 3004.) (See Bankruptcy Rule 3005.)

I declare under penalty of perjury that the information provided in this claim is true and correct to the best of my knowledge, information, and reasonable belief.

Print Name: Jerry A. Gaines

Title: Attorney

Company: Odom Law Firm

Address and telephone number (if different from notice address above):

P.O. Box 5504

Spartanburg, SC 29304

 5-28-12
(Signature) (Date)

Telephone number: (864) 582-6776 email: JERRY@ODOMLAWSC.COM

Penalty for presenting fraudulent claim: Fine of up to \$500,000 or imprisonment for up to 5 years, or both. 18 U.S.C. §§ 152 and 3571.

INSTRUCTIONS FOR PROOF OF CLAIM FORM

The instructions and definitions below are general explanations of the law. In certain circumstances, such as bankruptcy cases not filed voluntarily by the debtor, exceptions to these general rules may apply.

Items to be completed in Proof of Claim form

Court, Name of Debtor, and Case Number:

Fill in the federal judicial district in which the bankruptcy case was filed (for example, Central District of California), the debtor's full name, and the case number. If the creditor received a notice of the case from the bankruptcy court, all of this information is at the top of the notice.

Creditor's Name and Address:

Fill in the name of the person or entity asserting a claim and the name and address of the person who should receive notices issued during the bankruptcy case. A separate space is provided for the payment address if it differs from the notice address. The creditor has a continuing obligation to keep the court informed of its current address. See Federal Rule of Bankruptcy Procedure (FRBP) 2002(g).

1. Amount of Claim as of Date Case Filed:

State the total amount owed to the creditor on the date of the bankruptcy filing. Follow the instructions concerning whether to complete items 4 and 5. Check the box if interest or other charges are included in the claim.

2. Basis for Claim:

State the type of debt or how it was incurred. Examples include goods sold, money loaned, services performed, personal injury/wrongful death, car loan, mortgage note, and credit card. If the claim is based on delivering health care goods or services, limit the disclosure of the goods or services so as to avoid embarrassment or the disclosure of confidential health care information. You may be required to provide additional disclosure if an interested party objects to the claim.

3. Last Four Digits of Any Number by Which Creditor Identifies Debtor:

State only the last four digits of the debtor's account or other number used by the creditor to identify the debtor.

3a. Debtor May Have Scheduled Account As:

Report a change in the creditor's name, a transferred claim, or any other information that clarifies a difference between this proof of claim and the claim as scheduled by the debtor.

3b. Uniform Claim Identifier:

If you use a uniform claim identifier, you may report it here. A uniform claim identifier is an optional 24-character identifier that certain large creditors use to facilitate electronic payment in chapter 13 cases.

4. Secured Claim:

Check whether the claim is fully or partially secured. Skip this section if the claim is entirely unsecured. (See Definitions.) If the claim is secured, check the box for the nature and value of property that secures the claim, attach copies of lien documentation, and state, as of the date of the bankruptcy filing, the annual interest rate (and whether it is fixed or variable), and the amount past due on the claim.

5. Amount of Claim Entitled to Priority Under 11 U.S.C. § 507 (a).

If any portion of the claim falls into any category shown, check the appropriate box(es) and state the amount entitled to priority. (See Definitions.) A claim may be partly priority and partly non-priority. For example, in some of the categories, the law limits the amount entitled to priority.

6. Credits:

An authorized signature on this proof of claim serves as an acknowledgment that when calculating the amount of the claim, the creditor gave the debtor credit for any payments received toward the debt.

7. Documents:

Attach redacted copies of any documents that show the debt exists and a lien secures the debt. You must also attach copies of documents that evidence perfection of any security interest. You may also attach a summary in addition to the documents themselves. FRBP 3001(c) and (d). If the claim is based on delivering health care goods or services, limit disclosing confidential health care information. Do not send original documents, as attachments may be destroyed after scanning.

8. Date and Signature:

The individual completing this proof of claim must sign and date it. FRBP 9011. If the claim is filed electronically, FRBP 5005(a)(2) authorizes courts to establish local rules specifying what constitutes a signature. If you sign this form, you declare under penalty of perjury that the information provided is true and correct to the best of your knowledge, information, and reasonable belief. Your signature is also a certification that the claim meets the requirements of FRBP 9011(b). Whether the claim is filed electronically or in person, if your name is on the signature line, you are responsible for the declaration. Print the name and title, if any, of the creditor or other person authorized to file this claim. State the filer's address and telephone number if it differs from the address given on the top of the form for purposes of receiving notices. If the claim is filed by an authorized agent, attach a complete copy of any power of attorney, and provide both the name of the individual filing the claim and the name of the agent. If the authorized agent is a servicer, identify the corporate servicer as the company. Criminal penalties apply for making a false statement on a proof of claim.

DEFINITIONS

INFORMATION

Debtor

A debtor is the person, corporation, or other entity that has filed a bankruptcy case.

Creditor

A creditor is a person, corporation, or other entity to whom debtor owes a debt that was incurred before the date of the bankruptcy filing. See 11 U.S.C. §101 (10).

Claim

A claim is the creditor's right to receive payment for a debt owed by the debtor on the date of the bankruptcy filing. See 11 U.S.C. §101 (5). A claim may be secured or unsecured.

Proof of Claim

A proof of claim is a form used by the creditor to indicate the amount of the debt owed by the debtor on the date of the bankruptcy filing. The creditor must file the form with the clerk of the same bankruptcy court in which the bankruptcy case was filed.

Secured Claim Under 11 U.S.C. § 506 (a)

A secured claim is one backed by a lien on property of the debtor. The claim is secured so long as the creditor has the right to be paid from the property prior to other creditors. The amount of the secured claim cannot exceed the value of the property. Any amount owed to the creditor in excess of the value of the property is an unsecured claim. Examples of liens on property include a mortgage on real estate or a security interest in a car. A lien may be voluntarily granted by a debtor or may be obtained through a court proceeding. In some states, a court judgment is a lien.

A claim also may be secured if the creditor owes the debtor money (has a right to setoff).

Unsecured Claim

An unsecured claim is one that does not meet the requirements of a secured claim. A claim may be partly unsecured if the amount of the claim exceeds the value of the property on which the creditor has a lien.

Claim Entitled to Priority Under 11 U.S.C. § 507 (a)

Priority claims are certain categories of unsecured claims that are paid from the available money or property in a bankruptcy case before other unsecured claims.

Redacted

A document has been redacted when the person filing it has masked, edited out, or otherwise deleted, certain information. A creditor must show only the last four digits of any social-security, individual's tax-identification, or financial-account number, only the initials of a minor's name, and only the year of any person's date of birth. If the claim is based on the delivery of health care goods or services, limit the disclosure of the goods or services so as to avoid embarrassment or the disclosure of confidential health care information.

Evidence of Perfection

Evidence of perfection may include a mortgage, lien, certificate of title, financing statement, or other document showing that the lien has been filed or recorded.

Acknowledgment of Filing of Claim

To receive acknowledgment of your filing, you may either enclose a stamped self-addressed envelope and a copy of this proof of claim or you may access the court's PACER system (www.pacer.psc.uscourts.gov) for a small fee to view your filed proof of claim.

Offers to Purchase a Claim

Certain entities are in the business of purchasing claims for an amount less than the face value of the claims. One or more of these entities may contact the creditor and offer to purchase the claim. Some of the written communications from these entities may easily be confused with official court documentation or communications from the debtor. These entities do not represent the bankruptcy court or the debtor. The creditor has no obligation to sell its claim. However, if the creditor decides to sell its claim, any transfer of such claim is subject to FRBP 3001(e), any applicable provisions of the Bankruptcy Code (11 U.S.C. § 101 *et seq.*), and any applicable orders of the bankruptcy court.

INVOICE DATE	INVOICE #	PO #	LOCATION	TOTAL DUE
--------------	-----------	------	----------	-----------

Valley

8/25/2011	95257	11207V	Valley Clubhouse	\$ 191.17
6/20/2011	93490	40757	Valley Clubhouse	\$ 35.88
7/26/2011	94495	41056	Valley Clubhouse	\$ 405.15
8/4/2011	94668	41074	Valley Clubhouse	\$ 360.30
8/5/2011	94854	41095	Valley Clubhouse	\$ 152.64
7/8/2011	94103		Valley Clubhouse	\$ 108.97
6/30/2011	93931	40861	Valley Clubhouse	\$ 214.10
6/30/2011	93932	40861	Valley Clubhouse	\$ 121.50
5/11/2011	92694A	8659V	Valley Clubhouse	\$ 1,616.33
6/14/2011	93323	40740	Valley Clubhouse	\$ 75.00
8/25/2011	95205	41128	Valley Golf Cart House	\$ 87.64
8/19/2011	94977	41108	Valley Golf Cart House	\$ 147.75

\$ 3,516.43

ODOM LAW FIRM
220 N. CHURCH STREET, SUITE 1
P.O. Box 5504
SPARTANBURG, S.C. 29304
PHONE (864) 582-6776
FAX (864) 585-9523

B. C. TERRY
W. G. CANTRELL
J.A. GAINES

L. A. ODOM
(1896-1974)
R. R. ODOM
(1921-2011)

May 28, 2012


BMC Group, Inc.
Attn: Cliffs Claims Processing
18675 Lake Drive East
Chanhassen, MN 55317-3020

RE: Proof of Claims for The Cliffs Club & Hospitality Group, Inc. et al.

Dear Sir or Madam:

Please find enclosed with this letter an original and one copy of Proofs of Claims for the above-referenced matter. Please return a date stamped copy of the proof of claim to me in the enclosed, self-addressed stamped envelope.

Sincerely,


Jerry A. Gaines

JAG/
Enclosures

UPS Internet Shipping: View/Print Label




1. Ensure there are no other shipping or tracking labels attached to your package. Select the Print button on the print dialog box that appears. Note: If your browser does not support this function select Print from the File menu to print the label.

2. Fold the printed sheet containing the label at the line so that the entire shipping label is visible. Place the label on a single side of the package and cover it completely with clear plastic shipping tape. Do not cover any seams or closures on the package with the label. Place the label in a UPS Shipping Pouch. If you do not have a pouch, affix the folded label using clear plastic shipping tape over the entire label.

3. GETTING YOUR SHIPMENT TO UPS
 UPS locations include the UPS Store®, UPS drop boxes, UPS customer centers, authorized retail outlets and UPS drivers.
 Find your closest UPS location at: www.ups.com/dropoff
 Take your package to any location of The UPS Store®, UPS Drop Box, UPS Customer Center, UPS Alliances (Office Depot® or Staples®) or Authorized Shipping Outlet near you. Items sent via UPS Return Services(SM) (including via Ground) are also accepted at Drop Boxes. To find the location nearest you, please visit the 'Find Locations' Quick link at ups.com.

Customers with a Daily Pickup
Your driver will pickup your shipment(s) as usual.

FOLD HERE

THE ODOM LAW FIRM 864-582-6776 THE ODOM LAW FIRM 220 N. CHURCH STREET SPARTANBURG SC 29306	0.0 LBS LTR 1 OF 1
SHIP TO: CLIFFS CLAIMS PROCESSING BMC GROUP, INC 18675 LAKE DRIVE EAST CHANHASSEN MN 55317-9383 BMC GROUP	RECEIVED MAY 3 0 2012
	MIN 559 9-03 
UPS NEXT DAY AIR TRACKING #: 1Z Y33 715 01 9975 7856 1	
BILLING: P/P	UPS 14.1.10. <small>WXPB90 27.0A 04/2012</small> 