

UNITED STATES BANKRUPTCY COURT		District of South Carolina	PROOF OF CLAIM
Name of Debtor: The Cliffs at Glassy Golf & Country Club, LLC		Case Number: 12-01234	<p style="text-align: center;">COURT USE ONLY</p> <input type="checkbox"/> Check this box if this claim amends a previously filed claim. Court Claim Number: _____ (If known) Filed on: _____ <input type="checkbox"/> Check this box if you are aware that anyone else has filed a proof of claim relating to this claim. Attach copy of statement giving particulars.
NOTE: <i>Do not use this form to make a claim for an administrative expense that arises after the bankruptcy filing. You may file a request for payment of an administrative expense according to 11 U.S.C. § 503.</i>			
Name of Creditor (the person or other entity to whom the debtor owes money or property): LaBastide Management Group, LLC			
Name and address where notices should be sent: Mr. James B. Anthony 3598 Highway 11 Travelers Rest, SC 29690		Telephone number: (864) 371-1000 email: janthony@cliffscommunities.com	<div style="text-align: center; font-weight: bold; font-size: 1.2em;"> RECEIVED MAY 31 2012 BMC GROUP </div>
Name and address where payment should be sent (if different from above):			
Telephone number: _____ email: _____			
1. Amount of Claim as of Date Case Filed: \$ <u>855,693.00</u> If all or part of the claim is secured, complete item 4. If all or part of the claim is entitled to priority, complete item 5. <input type="checkbox"/> Check this box if the claim includes interest or other charges in addition to the principal amount of the claim. Attach a statement that itemizes interest or charges.			
2. Basis for Claim: <u>Accounts Receivable- inter-company</u> (See instruction #2)			
3. Last four digits of any number by which creditor identifies debtor: _____		3a. Debtor may have scheduled account as: _____ (See instruction #3a)	3b. Uniform Claim Identifier (optional): _____ (See instruction #3b)
4. Secured Claim (See instruction #4) Check the appropriate box if the claim is secured by a lien on property or a right of setoff, attach required redacted documents, and provide the requested information.		Amount of arrearage and other charges, as of the time case was filed, included in secured claim, if any: \$ _____	
Nature of property or right of setoff: <input type="checkbox"/> Real Estate <input type="checkbox"/> Motor Vehicle <input type="checkbox"/> Other Describe: _____		Basis for perfection: _____	
Value of Property: \$ _____		Amount of Secured Claim: \$ _____	
Annual Interest Rate _____ % <input type="checkbox"/> Fixed or <input type="checkbox"/> Variable (when case was filed)		Amount Unsecured: \$ <u>855,693.00</u>	
5. Amount of Claim Entitled to Priority under 11 U.S.C. § 507 (a). If any part of the claim falls into one of the following categories, check the box specifying the priority and state the amount.			
<input type="checkbox"/> Domestic support obligations under 11 U.S.C. § 507 (a)(1)(A) or (a)(1)(B).		<input type="checkbox"/> Wages, salaries, or commissions (up to \$11,725*) earned within 180 days before the case was filed or the debtor's business ceased, whichever is earlier – 11 U.S.C. § 507 (a)(4).	
<input type="checkbox"/> Up to \$2,600* of deposits toward purchase, lease, or rental of property or services for personal, family, or household use – 11 U.S.C. § 507 (a)(7).		<input type="checkbox"/> Taxes or penalties owed to governmental units – 11 U.S.C. § 507 (a)(8).	
		<input type="checkbox"/> Contributions to an employee benefit plan – 11 U.S.C. § 507 (a)(5).	
		<input type="checkbox"/> Other – Specify applicable paragraph of 11 U.S.C. § 507 (a)(____).	
			Amount entitled to priority: \$ _____
*Amounts are subject to adjustment on 4/1/13 and every 3 years thereafter with respect to cases commenced on or after the date of adjustment.			
6. Credits. The amount of all payments on this claim has been credited for the purpose of making this proof of claim. (See instruction #6)			



7. Documents: Attached are redacted copies of any documents that support the claim, such as promissory notes, purchase orders, invoices, itemized statements of running accounts, contracts, judgments, mortgages, and security agreements. If the claim is secured, box 4 has been completed, and redacted copies of documents providing evidence of perfection of a security interest are attached. (See instruction #7, and the definition of "redacted".)

DO NOT SEND ORIGINAL DOCUMENTS. ATTACHED DOCUMENTS MAY BE DESTROYED AFTER SCANNING.

If the documents are not available, please explain:

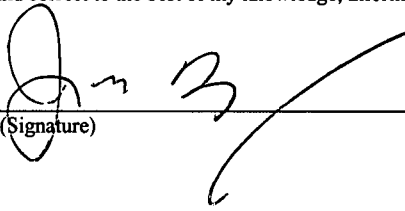
8. Signature: (See instruction #8)

Check the appropriate box.

- I am the creditor. I am the creditor's authorized agent. I am the trustee, or the debtor, or their authorized agent. I am a guarantor, surety, indorser, or other codebtor. (See Bankruptcy Rule 3005.)
(Attach copy of power of attorney, if any.) (See Bankruptcy Rule 3004.)

I declare under penalty of perjury that the information provided in this claim is true and correct to the best of my knowledge, information, and reasonable belief.

Print Name: James B. Anthony
Title: Member
Company: LaBastide Management Group, LLC
Address and telephone number (if different from notice address above):


(Signature) _____
(Date) 5/29/2012

Telephone number: _____ email: _____

Penalty for presenting fraudulent claim: Fine of up to \$500,000 or imprisonment for up to 5 years, or both. 18 U.S.C. §§ 152 and 3571.

INSTRUCTIONS FOR PROOF OF CLAIM FORM

The instructions and definitions below are general explanations of the law. In certain circumstances, such as bankruptcy cases not filed voluntarily by the debtor, exceptions to these general rules may apply.

Items to be completed in Proof of Claim form

Court, Name of Debtor, and Case Number:

Fill in the federal judicial district in which the bankruptcy case was filed (for example, Central District of California), the debtor's full name, and the case number. If the creditor received a notice of the case from the bankruptcy court, all of this information is at the top of the notice.

Creditor's Name and Address:

Fill in the name of the person or entity asserting a claim and the name and address of the person who should receive notices issued during the bankruptcy case. A separate space is provided for the payment address if it differs from the notice address. The creditor has a continuing obligation to keep the court informed of its current address. See Federal Rule of Bankruptcy Procedure (FRBP) 2002(g).

1. Amount of Claim as of Date Case Filed:

State the total amount owed to the creditor on the date of the bankruptcy filing. Follow the instructions concerning whether to complete items 4 and 5. Check the box if interest or other charges are included in the claim.

2. Basis for Claim:

State the type of debt or how it was incurred. Examples include goods sold, money loaned, services performed, personal injury/wrongful death, car loan, mortgage note, and credit card. If the claim is based on delivering health care goods or services, limit the disclosure of the goods or services so as to avoid embarrassment or the disclosure of confidential health care information. You may be required to provide additional disclosure if an interested party objects to the claim.

3. Last Four Digits of Any Number by Which Creditor Identifies Debtor:

State only the last four digits of the debtor's account or other number used by the creditor to identify the debtor.

3a. Debtor May Have Scheduled Account As:

Report a change in the creditor's name, a transferred claim, or any other information that clarifies a difference between this proof of claim and the claim as scheduled by the debtor.

3b. Uniform Claim Identifier:

If you use a uniform claim identifier, you may report it here. A uniform claim identifier is an optional 24-character identifier that certain large creditors use to facilitate electronic payment in chapter 13 cases.

4. Secured Claim:

Check whether the claim is fully or partially secured. Skip this section if the claim is entirely unsecured. (See Definitions.) If the claim is secured, check the box for the nature and value of property that secures the claim, attach copies of lien documentation, and state, as of the date of the bankruptcy filing, the annual interest rate (and whether it is fixed or variable), and the amount past due on the claim.

5. Amount of Claim Entitled to Priority Under 11 U.S.C. § 507 (a).

If any portion of the claim falls into any category shown, check the appropriate box(es) and state the amount entitled to priority. (See Definitions.) A claim may be partly priority and partly non-priority. For example, in some of the categories, the law limits the amount entitled to priority.

6. Credits:

An authorized signature on this proof of claim serves as an acknowledgment that when calculating the amount of the claim, the creditor gave the debtor credit for any payments received toward the debt.

7. Documents:

Attach redacted copies of any documents that show the debt exists and a lien secures the debt. You must also attach copies of documents that evidence perfection of any security interest. You may also attach a summary in addition to the documents themselves. FRBP 3001(c) and (d). If the claim is based on delivering health care goods or services, limit disclosing confidential health care information. Do not send original documents, as attachments may be destroyed after scanning.

8. Date and Signature:

The individual completing this proof of claim must sign and date it. FRBP 9011. If the claim is filed electronically, FRBP 5005(a)(2) authorizes courts to establish local rules specifying what constitutes a signature. If you sign this form, you declare under penalty of perjury that the information provided is true and correct to the best of your knowledge, information, and reasonable belief. Your signature is also a certification that the claim meets the requirements of FRBP 9011(b). Whether the claim is filed electronically or in person, if your name is on the signature line, you are responsible for the declaration. Print the name and title, if any, of the creditor or other person authorized to file this claim. State the filer's address and telephone number if it differs from the address given on the top of the form for purposes of receiving notices. If the claim is filed by an authorized agent, attach a complete copy of any power of attorney, and provide both the name of the individual filing the claim and the name of the agent. If the authorized agent is a servicer, identify the corporate servicer as the company. Criminal penalties apply for making a false statement on a proof of claim.

Debtor: Cliffs at Glassy Golf & Country Club, LLC

Creditor: LaBastide Management Group, LLC

Attachments:

1. Inter-Company Account Balance:

Inter-company Accounts were historically used to control inter-company transactions between legal entities of the Cliffs Communities, Inc. up until the time of the formation of the Cliffs Club & Hospitality Group, Inc.

Account transactions attached.

- These transactions were dated between December 2001 and April, 2010, and include Laundry Services, Special Events and Credit Card Processing.

12 - 01234

50 - Glassy Golf & Country Club, Inc.
Trial Balance for Feb, 2012
Closing Period Balances

Account	Description	Closing Bal Debit	Closing Bal Credit
1811	Due to/from Cliffs @ Glassy	24,495,066.53	0.00
1823	Due to/from Keowee Inv Group	150,687.50	0.00
1835	Due to/from Cliffs @ Walnut Cove	1,048,576.49	0.00
1851	Due to/from Cliffs Valley CC	0.00	-26,788,238.27
1852	Due to/from Keowee Vineyards CC	0.00	-7,620.16
1853	Due to/from Keowee Falls South CC	30,465.43	0.00
1855	Due to/from Walnut Cove CC	695.11	0.00
1856	Due to/from Mountain Park CC	16,417.50	0.00
1859	Due to/from Cliffs Club & Hosp Grp	0.00	-11,855,597.18
1864	Due to/from Property Mgt Group	80,141.70	0.00
1866	Due to/from LaBastide Mgmt Group	0.00	-855,693.12
1886	Due to/from Cliffs Real Estate	2,612,715.99	0.00
1899	Due to/from Cliffs Mgmt Services	15,367,523.69	0.00
		=====	=====
	Total Report	43,802,289.94	-39,507,148.73
		=====	=====

==== End of Report ====

50 - Glassy Golf & Country Club, Inc.
 Detailed G/L History from Jan 1, 2007 to Feb 28, 2012

Date	JR Audit#	Reference	Description	Amount
1866-0000000 Due to/from LaBastide Mgmt Group				
			Opening Balance Dec 31,2006	-100,341.67
Jan 1, 07	GJ	GJ9231	Due to Co. 66	-719,174.40
Jan 31, 07	GJ	GJ9002 GJ9002	Due to Co. 66	-1,317.30
Jan 31, 07	GJ	GJ9057 WC	Due from Co. 66	304.71
Feb 28, 07	GJ	GJ9005 GJ9005	Due to Co. 66	-1,139.00
Mar 31, 07	GJ	GJ9011 GJ9011	Due to Co. 66	-1,237.00
Apr 30, 07	GJ	GJ9022 GJ9022	Due to Co. 66	-1,204.00
May 31, 07	GJ	GJ9028 GJ9028	Due to Co. 66	-1,237.00
Jun 30, 07	GJ	GJ9043 GJ9043	Due to Co. 66	-1,204.00
Jul 31, 07	GJ	GJ9058 GJ9058	Due to Co. 66	-1,237.00
Aug 31, 07	GJ	GJ9158 GJ9158	Due from Co. 66	20.00
Aug 31, 07	GJ	GJ9068 GJ9068	Due to Co. 66	-1,237.00
Sep 30, 07	GJ	GJ9075 GJ9075	Due to Co. 66	-1,513.87
Oct 31, 07	GJ	GJ9089 LOCT-E.7	Due to Co. 66	-1,237.00
Nov 30, 07	GJ	GJ9095 GJ9095	Due to Co. 66	-945.27
Dec 1, 07	GJ	GJ9122 LDEC-R.1	Due to Co. 66	-3,200.00
Dec 31, 07	GJ	GJ9270 GDEC-E.10	Due from Co. 66	264.00
Dec 31, 07	GJ	GJ9108 GJ9108	Due to Co. 66	-1,237.00
Jan 31, 08	GJ	GJ9131 GJ9131	Due to Co. 66	-236.79
Feb 29, 08	GJ	GJ9143 LFEB-E.7B	Due to Co. 66	-945.27
Mar 31, 08	GJ	GJ9165 GJ9165	Due to Co. 66	-945.27
Apr 30, 08	GJ	GJ9181 GJ9181	Due to Co. 66	-1,235.41
May 31, 08	GJ	GJ9189 GJ9189	Due to Co. 66	-1,235.41
Jun 30, 08	GJ	GJ9207 LJUNE-E.6B	Due to Co. 66	-1,513.87
Jul 31, 08	GJ	GJ9221 GJ9221	Due to Co. 66	-1,513.87
Aug 31, 08	GJ	GJ9247 LAUG-E.6B	Due to Co. 66	-1,513.87
Sep 30, 08	GJ	GJ9253 GJ9253	Due to Co. 66	-1,513.87

50 - Glassy Golf & Country Club, Inc.
 Detailed G/L History from Jan 1, 2007 to Feb 28, 2012

Date	JR Audit#	Reference	Description	Amount
1866-0000000 Due to/from LaBastide Mgmt Group (Continued)...				
Oct 31, 08	GJ	GJ9273	GJ9273 Due to Co. 66	-1,513.87
Nov 30, 08	GJ	GJ9290	GJ9290 Due to Co. 66	-1,513.87
Dec 31, 08	GJ	GJ9319	GJ9319 Due to Co. 66	-1,513.87
Jul 31, 09	GJ	GJ9430	GJ9430 Due to Co. 66	-1,901.00
Jan 31, 10	GJ	GJ9507	GJ9507 Due to Co. 66	-574.78
Feb 28, 10	GJ	GJ9518	LFEB-E.6A Due to Co. 66	-616.05
Apr 30, 10	GJ	GJ9549	LAPR-E.6A Due to Co. 66	-533.25

				-855,693.12
				=====
				-855,693.12

==== End of Report =====

May 30, 2012 7:50am

User: MRITSCH Term: T0





1. Ensure there are no other shipping or tracking labels attached to your package. Select the Print button on the print dialog box that appears. Note: If your browser does not support this function select Print from the File menu to print the label.

2. Fold the printed sheet containing the label at the line so that the entire shipping label is visible. Place the label on a single side of the package and cover it completely with clear plastic shipping tape. Do not cover any seams or closures on the package with the label. Place the label in a UPS Shipping Pouch. If you do not have a pouch, affix the folded label using clear plastic shipping tape over the entire label.

3. GETTING YOUR SHIPMENT TO UPS
UPS locations include the UPS Store®, UPS drop boxes, UPS customer centers, authorized retail outlets and UPS drivers.
Find your closest UPS location at: www.ups.com/dropoff
Take your package to any location of The UPS Store®, UPS Drop Box, UPS Customer Center, UPS Alliances (Office Depot® or Staples®) or Authorized Shipping Outlet near you. Items sent via UPS Return Services(SM) (including via Ground) are also accepted at Drop Boxes. To find the location nearest you, please visit the Resources area of CampusShip and select UPS Locations.

Customers with a Daily Pickup
Your driver will pickup your shipment(s) as usual.

FOLD HERE

NANCY GOLDSMITH 864-371-1052 CLIFPS CORPORATE OFFICE 3598 HIGHWAY 11 TRAVELERS REST SC 296690	3 LBS PAK 1 OF 1
SHIP TO: CLIFPS CLAIMS PROCESSING BMC GROUP INC 18675 LAKE DRIVE EAST CHANHASSEN MN 55317-9383	
	MN 559 9-03 
UPS NEXT DAY AIR 1 TRACKING #: 1Z 7Y9 T95 01 9591 4158	
	
BILLING: P/P CS 14.1.10. V00TB80 27.0A 04/2012 	

RECEIVED
 MAY 31 2012
 BMC GROUP