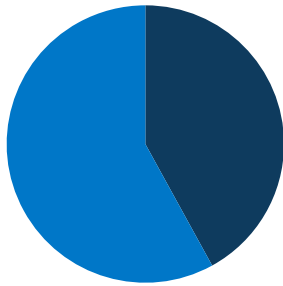
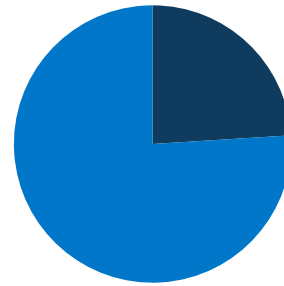


**2.9 million**  
total MS population



**42%**  
of MS population is low-income (<200% FPL)



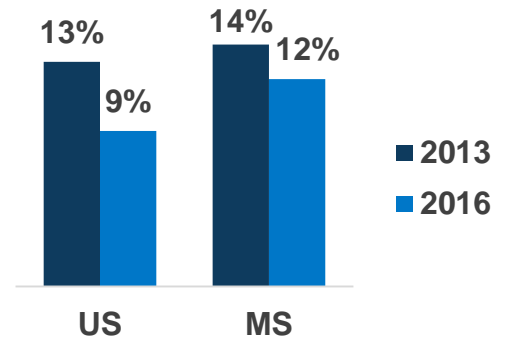
**24%**  
of MS population is covered by Medicaid/CHIP

**MS Expansion Status:**  
*Not Adopted*

**Adults in Coverage Gap:**  
**99,000**



## Uninsured Rates



## In MS, Medicaid Covers:

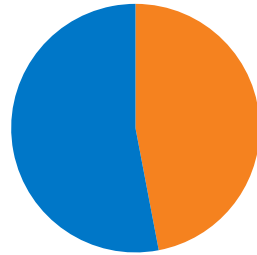
**1 in 7 adults, ages 19-64**

**1 in 2 children**

**3 in 4 nursing home residents**

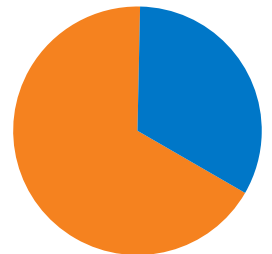
**4 in 9 individuals with disabilities**

**2 in 7 Medicare beneficiaries**



**47%**  
of adult Medicaid enrollees are working in MS

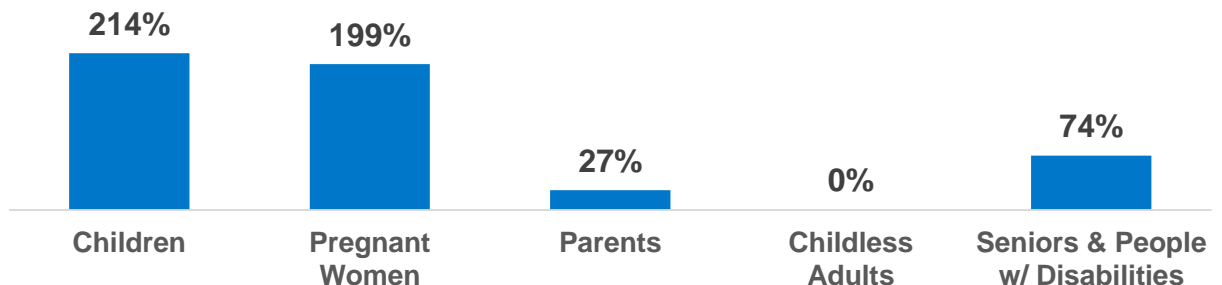
**67%**  
of children with special health care needs are covered by Medicaid in MS



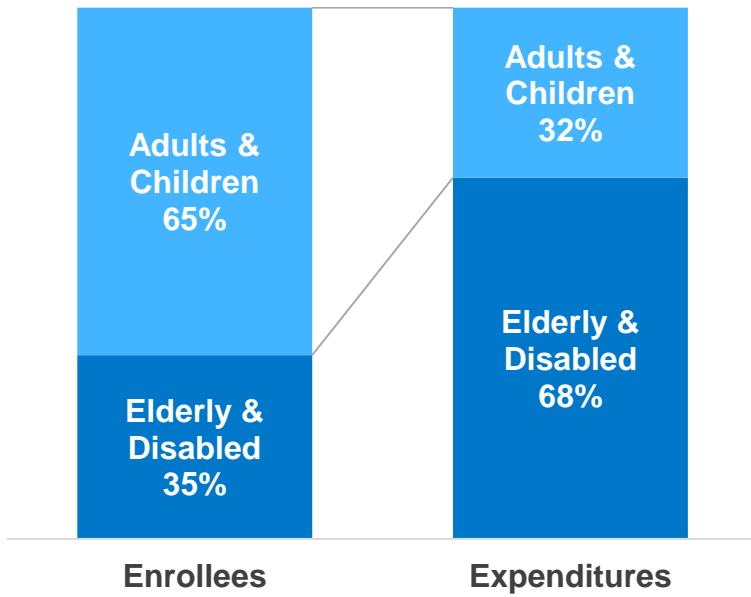
100% of FPL: \$20,780 for a family of three; \$12,140 for an individual

## MS Median Eligibility Levels

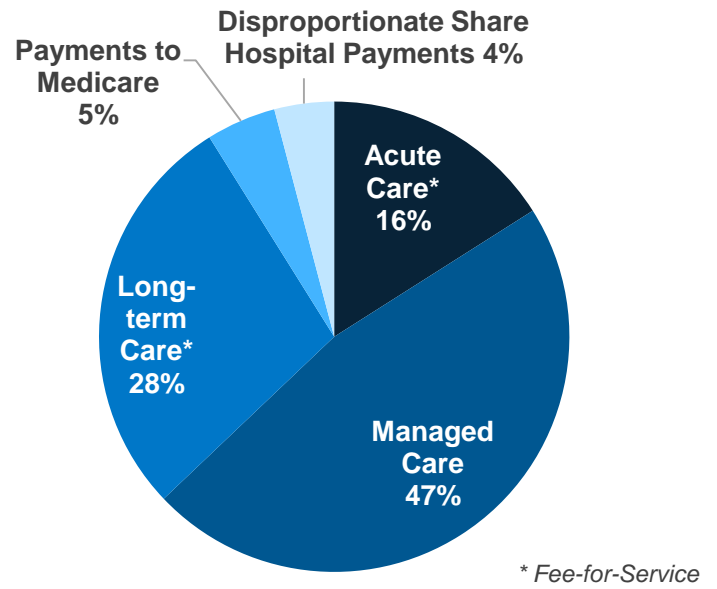
(as a % of FPL)



## MS Medicaid Enrollees & Expenditures



## Total MS Medicaid Spending by Service: \$5.5 Billion



## Nationally Medicaid Pays For:

\$\$\$\$\$\$\$

1 in 6 dollars in the health care system

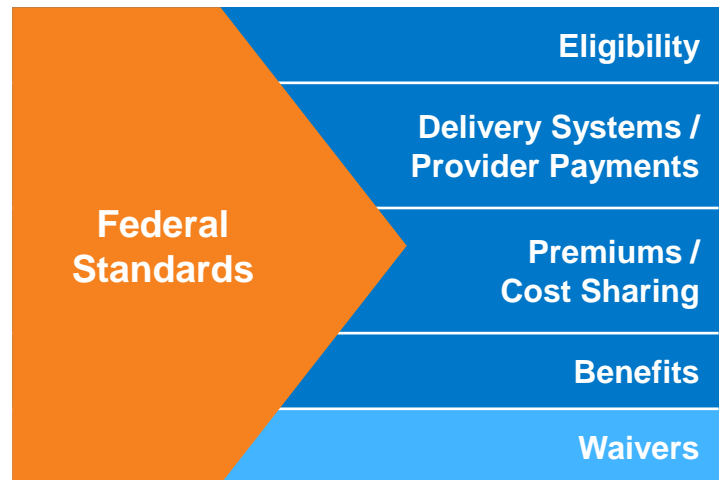
\$\$\$

>1 in 3 dollars to safety-net hospitals and health centers

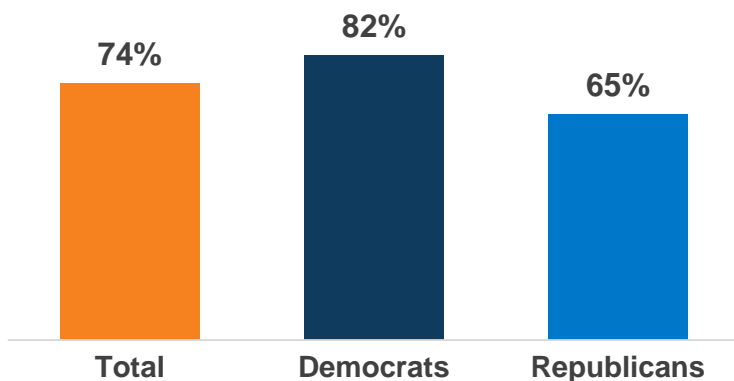
\$\$

1 in 2 dollars on long-term care

## States Have Flexibility in Their Medicaid Design



## National Share of Those that Hold Favorable Views of Medicaid



## National Access & Satisfaction Measures

