

UNITED STATES BANKRUPTCY COURT FOR THE DISTRICT OF DELAWARE	PROOF OF CLAIM
In re HEAD DISTRIBUTING	Case Number 03-10963 (MFW)



566520

Bar Date Ref # 1-NV 34702

NOTE This form should not be used to make a claim for an administrative expense arising after the commencement of the case. A "request" for payment of an administrative expense may be filed pursuant to 11 U.S.C. § 503.

Name of Creditor and Address

Crown Lift Trucks
PO Box 641173
Cincinnati OH 45264

0354653866520

☐ Check box if you are aware that anyone else has filed a proof of claim relating to your claim. Attach copy of statement giving particulars.

☐ Check box if you have never received any notices from the bankruptcy court in this case.

☐ Check box if this address differs from the address on the envelope sent to you by the court.

If you have already filed a proof of claim with the Bankruptcy Court or BMC, you do not need to file again.

Creditor Telephone Number ()

CREDITOR TAX ID #

34-441-2691

ACCOUNT OR OTHER NUMBER BY WHICH
CREDITOR IDENTIFIES DEBTOR

A00592

Check here ☒ replaces
if this claim ☐ or amends

a previously filed claim dated **08/25/03****1 BASIS FOR CLAIM**☒ Goods sold☐ Personal injury/wrongful death☐ Retiree benefits as defined in 11 U.S.C. § 1114(a)☒ Services performed☐ Taxes☐ Wages, salaries, and compensation (Fill out below)☐ Money loaned☐ Other (describe briefly)

Your social security number

Unpaid compensation for services performed from _____ to _____
(date) (date)**2 DATE DEBT WAS INCURRED****3 IF COURT JUDGMENT DATE OBTAINED****4 TOTAL AMOUNT OF CLAIM
AS OF PETITION DATE**\$ **9892.55**
(unsecured)\$ _____
(secured)\$ **9892.55**
(unsecured priority) (total)

If all or part of your claim is secured or entitled to priority, also complete Item 5 or 6 below.

☐ Check this box if claim includes interest or other charges in addition to the principal amount of the claim. Attach itemized statement of all interest or additional charges.

5 SECURED CLAIM

☐ Check this box if your claim is secured by collateral (including a right of setoff).

Brief description of collateral

☐ Real Estate☐ Motor Vehicle☐ Other _____

Value of collateral \$ _____

Amount of arrearage and other charges at time case filed included in secured claim above if any \$ _____

6 UNSECURED PRIORITY CLAIM

☐ Check this box if you have an unsecured priority claim.

Specify the priority of the claim

☐ Wages, salaries, or commissions (up to \$4,650*) earned within 90 days before filing of the bankruptcy petition or cessation of the Debtor's business, whichever is earlier - 11 U.S.C. § 507(a)(3)

☐ Contributions to an employee benefit plan - 11 U.S.C. § 507(a)(4)

☐ Up to \$2,100* of deposits toward purchase, lease, or rental of property or services for personal, family, or household use - 11 U.S.C. § 507(a)(6)

☐ Alimony, maintenance, or support owed to a spouse, former spouse, or child - 11 U.S.C. § 507(a)(7)

☐ Taxes or penalties owed to governmental units - 11 U.S.C. § 507(a)(8)

☐ Other: Specify applicable paragraph of 11 U.S.C. § 507(a) _____

Amounts are subject to adjustment on 4/1/01 and every 3 years thereafter with respect to cases commenced on or after the date of adjustment.

7 CREDITS The amount of all payments on this claim has been credited and deducted for the purpose of making this proof of claim.

8 SUPPORTING DOCUMENTS Attach copies of supporting documents, such as promissory notes, purchase orders, invoices, itemized statements of running accounts, contracts, court judgments, mortgages, security agreements, and evidence of perfection of lien. DO NOT SEND ORIGINAL DOCUMENTS. If the documents are not available, explain. If the documents are voluminous, attach a summary.

9 DATE-STAMPED COPY To receive an acknowledgment of your claim, please enclose a self-addressed stamped envelope and an additional copy of this proof of claim.

The original of this completed proof of claim form must be sent by mail or hand delivered (FAXES NOT ACCEPTED) so that it is received on or before 4:00 p.m. September 15, 2003, Pacific Daylight Time.

BY MAIL TO

Bankruptcy Management Corporation
P.O. BOX 900
El Segundo, CA 90245-0900

BY HAND OR OVERNIGHT DELIVERY TO

Bankruptcy Management Corporation
1330 East Franklin Avenue
El Segundo, CA 90245

DATE SIGNED

09/09/03

SIGN and print the name and title, if any, of the creditor or other person authorized to file this claim (attach copy of power of attorney, if any).

MARTI GEORGE, ACCOUNTING

Penalty for presenting fraudulent claim is a fine of up to \$500,000 or imprisonment for up to 5 years, or both. 18 U.S.C. §§ 152 AND 3571

See Other Side For Instructions

THIS SPACE FOR COURT
USE ONLY

FILED

SEP 10 2003

BMC

Fleming Companies Claim



09872

NAMES OF DEBTOR ENTITIES AND CASE NUMBERS

ABCO Food Group Inc 03-10946(MFW)	Fleming Companies Inc 03-10945(MFW)	Faval Concepts Ltd 03-10953(MFW)
ABC O Markets Inc 03-10947(MFW)	Fleming Foods Management Co LLC 03-10954(MFW)	Munter-Weismann Co 03-10964(MFW)
ABCO Realty Corp 03-10948(MFW)	Fleming Foods of Texas LP 03-10955(MFW)	Piggly Wiggly Company 03-10965(MFW)
ASI Office Automation, Inc 03-10949(MFW)	Fleming International Ltd 03-10956(MFW)	Progressive Realty Inc 03-10966(MFW)
C/M Products Inc 03-10952(MFW)	Fleming Supermarkets of Florida Inc 03-10958(MFW)	Rainbow Food Group Inc 03-10967(MFW)
Core Mark International Inc 03-10944(MFW)	Fleming Transportation Service Inc 03-10957(MFW)	Retail Investments Inc 03-10968(MFW)
Core Mark Interrelated Companies Inc 03-10951(MFW)	Food 4 Less Beverage Company Inc 03-10959(MFW)	Retail Supermarkets Inc 03-10970(MFW)
Core Mark Mid-Continent Inc 03-10950(MFW)	Fuelserve Inc 03-10960(MFW)	RFS Marketing Services Inc 03-10971(MFW)
Dunham Fuels Inc 03-10973(MFW)	General Acceptance Corporation 03-10961(MFW)	Richman Foods Inc 03-10972(MFW)
Lavar Concepts Ltd 03-10953(MFW)	Head Distributing Company 03-10963(MFW)	

INSTRUCTIONS FOR FILING PROOF OF CLAIM FORM

The instructions and definitions below are general explanations of the law. In particular types of cases or circumstances, such as bankruptcy cases that are not filed voluntarily by a debtor, there may be exceptions to the general rules.

DEFINITIONS

DEBTOR

The person, corporation, or other entity that has filed a bankruptcy case is called the debtor.

CREDITOR

A creditor is any person, corporation, or other entity to whom the debtor owed a debt on the date that the bankruptcy case was filed.

PROOF OF CLAIM

A form telling the bankruptcy court how much the debtor owed a creditor at the time the bankruptcy case was filed (the amount of the creditor's claim). This form must be filed with the court appointed Claims Agent, Bankruptcy Management Corporation at the address listed on the reverse side of this page.

SECURED CLAIM

A claim is a secured claim to the extent that the creditor has a lien on the property of the debtor (collateral) that gives the creditor the right to be paid from that property before creditors who do not have liens on the property.

Examples of liens are a mortgage on real estate and a security interest in a car, truck, boat, television set, or other item of property. A lien may have been obtained through a court proceeding before a bankruptcy case began, in some states a court judgment is a lien. In addition to the extent a creditor also owes money to the debtor (has a right of setoff) the creditor's claim may be a secured claim. (See also Unsecured Claim.)

UNSECURED CLAIM

If a claim is not a secured claim it is an unsecured claim. A claim may be partly secured and partly unsecured if the property on which a creditor has a lien is not worth enough to pay the creditor in full.

UNSECURED PRIORITY CLAIM

Certain types of unsecured claims are given priority so they are to be paid in bankruptcy cases before most other unsecured claims (if there is sufficient money or property available to pay these claims). The most common types of priority claims are listed on the proof of claim form. Unsecured claims that are not specifically given priority status by the bankruptcy laws are classified as *Unsecured Nonpriority Claims*.

ITEMS TO BE COMPLETED IN PROOF OF CLAIM FORM (IF NOT ALREADY PROPERLY FILLED IN)

Court Name of Debtor and Case Number

Fill in the name of the federal judicial district where the bankruptcy case was filed, the name of the debtor in the bankruptcy case, and the bankruptcy case number. If you received a notice of the case from the Claims Agent, Bankruptcy Management Corporation, all of this information is near the top of the notice.

Information about Creditor

If not already accurately pre-printed, complete the section giving the name, address, and telephone number of the creditor to whom the debtor owes money or property and the debtor's account number, if any. If (a) anyone else has already filed a proof of claim relating to this debt, (b) if you never received notices from the Claims Agent, Bankruptcy Management Corporation, about this case, (c) if your address differs from that to which the Claims Agent sent this notice, or (d) if this proof of claim replaces or amends a proof of claim that was already filed, check the appropriate boxes on the form.

1. Basis for Claim

Check the type of debt for which the proof of claim is being filed. If the type of debt is not listed, check Other and briefly describe the type of debt. If you were an employee of the debtor, fill in your social security number and the dates of work for which you were not paid.

2. Date Debt Incurred

Fill in the date when the debt first was owed by the debtor.

3. Court Judgments

If you have a court judgment for this debt, state the date the court entered the judgment.

4. Total Amount of Claim at Time Case Filed

FILL IN THE TOTAL AMOUNT OF THE ENTIRE CLAIM. If interest or other charges in addition to the principal amount of the claim are included, check the appropriate place on the form and attach an itemization of the interest and charges.

5. Secured Claim

If your claim is a secured claim, check the appropriate boxes in this section. You must state the type and value of property that is collateral for the claim, attach copies of the documentation of your lien, and state the amount past due on the claim as of the date the bankruptcy case was filed. A claim may be partly secured and partly unsecured. (See DEFINITIONS above.)

6. Unsecured Priority Claim

If your claim is an unsecured priority claim (See DEFINITIONS above), check the appropriate boxes in this section and state the amount entitled to priority. A claim may be partly priority and partly nonpriority if, for example, the claim is for more than the amount given priority by the law. Check the appropriate place to specify the type of priority claim.

7. Credits

By signing this proof of claim, you are stating under oath that in calculating the amount of your claim you have given the debtor credit for all payments received from the debtor.

8. Supporting Documents

You must attach to this proof of claim form copies of documents that show the debtor owes the debt claimed or, if the documents are too lengthy, a summary of those documents. If documents are not available, you must attach an explanation of why they are not available.

Please read - important information upon completion of this claim form you are certifying that the statements herein are true.

Be sure to date the claim and place original signature of claimant or person making the claim for creditor where indicated at the bottom of the claim form. Please type or print name of individual under the signature. Be sure all items are answered on the claim form. If not applicable, insert "Not Applicable."

Return claim form and attachments, if any, and a second copy with any attachments to the Claims Agent, Bankruptcy Management Corporation at the address on the front of this form.



4260 Communications Drive
Norcross GA 30093

08-25-2003

HEAD DISTRIBUTING CO
PO BOX 1666

SMYRNA, GA 30080
ACCOUNTS PAYABLE

Customer No A00592

Dear Customer,

Below is a list of the past due invoices that are open on your account
Please review these invoices and schedule them for payment within the
next five business days

Also, please notify us as soon as possible of any discrepancies on your
account or if you need copies of any of the invoices

Invoice	Inv Date	Inv Amnt	Amnt Open	Reference
IRI 458998	02-26-03	251 60	251 60	458998 -MIKE TIMC
IRI 459000	02-26-03	363 81	363 81	459000 -MIKE TIMC
IRI 459002	02-26-03	437 30	437 30	459002 -MIKE TIMC
IRI 459004	02-26-03	142 01	142 01	459004 -MIKE TIMC
IRI 459005	02-26-03	425 39	425 39	459005 -MIKE TIMC
IRI 459344	02-27-03	143 94	143 94	459344 -MIKE TIMC
IRI 459679	02-28-03	180 67	180 67	459679 -MIKE TIMC
IRI 459680	02-28-03	265 65	265 65	459680 -MIKE TIMC
IRI 460250	02-28-03	144 25	144 25	460250 -MIKE TIMC
IRI 460251	02-28-03	150 91	150 91	460251 -MIKE TIMC
IRI 460254	02-28-03	348 36	348 36	460254 -MIKE TIMC
IRI 460339	02-28-03	149 48	149 48	460339
IRI 461806	03-17-03	164 78	164 78	461806 -MIKE TIMC
IRI 461807	03-17-03	145 51	145 51	461807 -MIKE TIMC
IRI 461808	03-17-03	253 31	253 31	461808 -MIKE TIMC
IRI 462202	03-19-03	627 50	627 50	462202
IRI 462642	03-21-03	379 59	379 59	462642 -MIKE TIMC
IRI 463422	03-27-03	398 15	398 15	463422 -MIKE TIMC
IRI 463423	03-27-03	76 91	76 91	463423 -MIKE TIMC
IRI 463424	03-27-03	526 20	526 20	463424 -MIKE TIMC
IRI 463425	03-27-03	268 72	268 72	463425 -MIKE TIMC
IRI 463426	03-27-03	203 28	203 28	463426 -MIKE TIMC
IRI 463427	03-27-03	230 22	230 22	463427 -MIKE TIMC
IRI 463428	03-27-03	47 50	47 50	463428 -MIKE TIMC
IRI 463436	03-27-03	230 22	230 22	463436 -MIKE TIMC
IRI 463796	03-28-03	413 68	413 68	463796
IRI 464132	03-31-03	57 44	57 44	464132 -MIKE TIMC
IRI 464133	03-31-03	1117 06	1117 06	464133 -MIKE TIMC
IRI 464134	03-31-03	269 16	269 16	464134 -MIKE TIMC

lift trucks

4260 Communications Drive
Norcross GA 30093

Invoice	Inv Date	Inv Amnt	Amnt Open	Reference
IRI 464135	03-31-03	135 00	135 00	464135 -MIKE TIMC
IRI 464136	03-31-03	330 60	330 60	464136 -MIKE TIMC
IRI 464434	03-31-03	90 83	90 83	464434
IRI 464567	03-31-03	187 66	187 66	464567 MIKE TIMCH
IRI 464600	03-31-03	424 05	424 05	464600 -MIKE TIMC
IRI 464616	03-31-03	311 81	311 81	464616 -MIKE TIMC
Totals in USD				
Total Open Amount			9892 55	

Please reference the Invoice Number and Invoice Amount when making payment and send your remittance to the following address

Crown Equipment Corporation
P O Box 641173
Cincinnati, OH 45264-1173

Thank you for your prompt attention



CROWN LIFT TRUCKS
4220 COMMUNICATIONS DRIVE
NORCROSS, GA 30080
Phone 770/381-4999

INVOICE ATL456339

Date 02/24/03

ORDER NUMBER		ENTERED		TERRITORY	TO BE SHIPPED DATE		VIA
2/24/03		-MIKE TIMCHO		552	VAN29 Ref# S10840		
MS		FOB		SHIPPED			
MET 10		NORCROSS		DATE	VIA	INVOICE #	
				02/24/03			

OLD TO ATTN: ACCOUNTS PAYABLE
HEAD DISTRIBUTING CO
P.O. BOX 1666
SMYRNA, GA 30080

SHIP TO JERRY BURTON-OF MRG /PETE CREEL-WHS
HEAD DISTRIBUTING CO
4820 N. CHURCH LANE
SMYRNA, GA 30080

QUANTITY	DESCRIPTION	BACK ORDERED	SHIPPED	UNIT PRICE	AMOUNT
	Serial # Model # 6A189550 PE3520-60				
1	129929S001 CASTER SPRING LOADED			160 69	160 69
1	SS2 SUPPLY CHARGE			7.50	7 50
Mail payment to. Crown Equipment Corporation P.O. BOX 641173 CINCINNATI, OH 45264-1173					
We accept MasterCard, Visa, American Express					
				Total parts	168.19
				Total labor	75 00
				Frt & hdlg	0.00
				Zone charges	0.00
				Sales tax	8 41
				Invoice total	251.60
				4000-0400	

THESE COMMODITIES LICENSED FOR ULTIMATE DESTINATION

DIVERSION CONTRARY TO U.S. LAW PROHIBITED

WE HEREBY CERTIFY THAT THESE GOODS WERE PRODUCED IN COMPLIANCE WITH ALL APPLICABLE REQUIREMENTS OF SECTION 6 7 AND 12 OF THE FAIR LABOR STANDARDS ACT
AS AMENDED AND OF REGULATIONS AND ORDERS OF THE U.S. DEPT. OF LABOR ISSUED UNDER SECTION 14 THEREOF

WE CERTIFY THE PRICES ABOVE TO BE TRUE AND CORRECT

SERVICE ORDER NO

lift trucks

4260 COMMUNICATIONS DR
NORCROSS GA 30093
PHONE 770/381-4999 FAX 770/381-0576
SERVICE/PARTS 770/564 3413

ATL-410840

CUST NO	592	CUST NAME	Head Distributing	CUST PHONE	792-2000	CUST P O	
JOB LOCATION	4820 N. Church Lane Singing			CONTACT	Billy	CALL NO	
MAKE	Krown	MODEL	PE3570-60	MACH SERIAL NO	6A189550	CUST MACH NO	#D213
HR METER	424060	START DATE	7/24/03	COMP DATE	7/24/03	LOCATION/VAN NO	U-29
				ACCOUNT NO	4300-0400	TRAVEL CODE	
CUST DESC OF PROBLEM	Want broken castor assembly broken						

TECHNICAL DIAGNOSIS

SERVICE PERFORMED

SERVICE PERFORMED Found the right, center assembly of broken during a PM. Removed the broken center. Put a new one on.

***Energy Control Procedures for Crown Lift Trucks are set forth in the appropriate Lift Truck Service Manual. By signing below, Customer acknowledges that**

- *Customer has reviewed these procedures before the service works begins
- *Customer agrees to inform Crown service personnel of any of Customer s energy control procedures that may apply at or near the worksite where service work is performed
- *Customer will take steps to ensure that any of its employees working on or near the service work understand and will comply with these procedures

SAFETY NOTES

[illegible]

OF 4343 ATL Rev 05/02

CUSTOMER SIGNATURE

TITLE

**BOTH SERVICE ORDER AND ANY REQUISITIONS
ISSUED MUST BE UTILIZED TO DETERMINE ALL
PARTS AND QUANTITIES SHOWN ON INVOICE**

FAILURE CODES

- | FAILURE CODES | | |
|------------------------|---------------|-------------------|
| 1) GENERAL (TIRES ETC) | 4) ELECTRICAL | 7) LIFT STRUCTURE |
| 2) HYDRAULICS | 5) BRAKES | 8) CYLINDER |

SERVICE ORDER NO

lift trucks

4260 COMMUNICATIONS DR
NORCROSS GA 30093
PHONE 770/381-4999 FAX 770/381-0576
SERVICE/PARTS 770/564 3413

ATL-410834

CUST NO	532	CUST NAME	Herald Distribution	CUST PHONE	792-2009	CUST PO	
JOB LOCATION	4820 W. Church Lane Smyrna	CONTACT	Billy	CALL NO			
MAKE	Crown	MODEL	VC3020-30	MACH SERIAL NO	1H 242255	CUST MACH NO	#F20
HR METER	4841	START DATE	2/18/03	COMP DATE	2/18/03	LOCATION/VAN NO	U-29
				ACCOUNT NO	43000400	TRAVEL CODE	
CUST DESC OF PROBLEM	Truck won't move						

TECHNICAL DIAGNOSIS

SERVICE PERFORMED

SERVICE PERFORMED: Checked the truck out. Had no contactor pick up for forward or reverse. Checked the fuses. Fuses checked OK. Checked brake switch. Brake switch checked OK. Found 1A contactor stuck. Took the contactor

*Energy Control Procedures for Crown Lift Trucks are set forth in the appropriate Lift Truck Service Manual. By signing below, Customer acknowledges that

*Customer has reviewed these procedures before the service works begins

*Customer agrees to inform Crown service personnel of any of Customer's energy c

procedures that may apply at or near the worksite where service work is performed

*Customer will take steps to ensure that any of its employees working on or near the service work understand and will comply with these procedures

SAFETY NOTES

[illegible]

REPAIR AUTHORIZATION SIGNATURE

TITLE

OF 4343 ATL Rev 05/02

CUSTOMER SIGNATURE

TITLE

**BOTH SERVICE ORDER AND ANY REQUISITIONS
ISSUED MUST BE UTILIZED TO DETERMINE ALL
PARTS AND QUANTITIES SHOWN ON INVOICE**

FAILURE CODES

1) GENERAL (TIRES ETC)

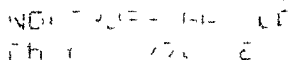
4) ELECTRICAL

7) LIFT STRUCTURE

2) HYDRAULICS

5) BRAKES

8) CYLINDER



SHIP TO JERRY BURTON-OP MRG PETE CREEL-UHS
HEAD DISTRIBUTING CO
4820 N CHURCH LANE
SMYRNA, GA 30080

DUPLICATE 1

1) GENERAL (TIRES ETC)	4) ELECTRICAL	7) LIFT STRUCTURE
2) BB 00	5) BB 150	8) G 250

4260 COMMUNICATIONS DR
NORCROSS GA 30093
PHONE 770/381-4999 FAX 770/381-0576
SERVICE/PARTS 770/564-3413

SERVICE ORDER NO

ATL-410828

CUST NO	592	CUST NAME	Hager Distributing	CUST PHONE	757-2000	CUST P.O.	
JOB LOCATION	4820 W Church Lane	CONTACT	Billy	CALL NO			
MAKE	Crown	MODEL	TE 3520 60	MACH SERIAL NO	6A197259	CUST MACH NO	49215
HR METER	602	START DATE	2/17/03	COMP DATE	2/17/03	LOCATION/VAN NO	V-29
CUST DESC OF PROBLEM	Went bad wheels replaced						
				ACCOUNT NO	48000400	TRAVEL CODE	

TECHNICAL DIAGNOSIS

SERVICE PERFORMED: Found both caster wheels worn out during a PM
Replaced both caster wheels and bearings

*Energy Control Procedures for Crown Lift Trucks are set forth in the appropriate Lift Truck Service Manual. By signing below, Customer acknowledges that:

- *Customer has reviewed these procedures before the service works begins
- *Customer agrees to inform Crown service personnel of any of Customer s energy control procedures that may apply at or near the worksite where service work is performed
- *Customer will take steps to ensure that any of its employees working on or near the service work understand and will comply with these procedures

SAFETY NOTES

~~2-83/79-35~~[illegible]

REPAIR AUTHORIZATION SIGNATURE

TITLE

OF 4343 ATL Rev 05/02

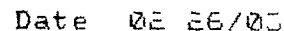
CUSTOMER SIGNATURE

TITLE

**BOTH SERVICE ORDER AND ANY REQUISITIONS
ISSUED MUST BE UTILIZED TO DETERMINE ALL
PARTS AND QUANTITIES SHOWN ON INVOICE**

FAILURE CODES

- | | | |
|-------------------------|---------------|-------------------|
| 1) GENERAL (TIRES ETC) | 4) ELECTRICAL | 7) LIFT STRUCTURE |
| 2) HYDRAULICS | 5) BRAKES | 8) CYLINDER |



SERVICE ORDER NO

lift trucks

4260 COMMUNICATIONS DR
NORCROSS GA 30093
PHONE 770/381 4999 FAX 770/381-0576
SERVICE/PARTS 770/564 3413

ATL-410827

CUST NO 592	CUST NAME Hendy, D. S. Trucking	CUST PHONE 792-2600	CUST PO
JOB LOCATION 4820 N Church Lane Spring	CONTACT Billy	CALL NO	
MAKE Crown	MODEL PE3SD060	MACH SERIAL NO V4157785	CUST MACH NO #1020
HR METER Not working	START DATE 2/17/03	COMP DATE 2/17/03	LOCATION/VAN NO V-29
CUST DESC OF PROBLEM Wont go in reverse sometimes Wont bud wheel replene	ACCOUNT NO 4390246	TRAVEL CODE	

TECHNICAL DIAGNOSIS

SERVICE PERFORMED

MED Found forward contact fits badly during a JKL.
Replaced the contact. Also found right gaske
wheel worn out. Replaced the wheel and brangs

*Energy Control Procedures for Crown Lift Trucks are set forth in the appropriate Lift Truck Service Manual. By signing below, Customer acknowledges that:

*Customer has reviewed these procedures before the service works begins

*Customer agrees to inform Crown service personnel of any of Customer's energy control procedures that may apply at or near the worksite where service work is performed

*Customer will take steps to ensure that any of its employees working on or near the service work understand and will comply with these procedures

SAFETY NOTES

1-123470-3 1-83179-35 2-65081-70

[illegible]

REPAIR AUTHORIZATION SIGNATURE

TITLE

OF 4343 ATL Rev 05/02

CUSTOMER SIGNATURE

TITLE

**BOTH SERVICE ORDER AND ANY REQUISITIONS
ISSUED MUST BE UTILIZED TO DETERMINE ALL
PARTS AND QUANTITIES SHOWN ON INVOICE**

AGENCY FILE NO:

FAILURE CODES

1) GENERAL (TIRES ETC)

4) ELECTRICAL

7) LIFT STRUCTURE

2) HYDRAULICS

5) BRAKES

8) CYLINDER



DUPLICATE 1

lift trucks

4260 COMMUNICATIONS DR
NORCROSS, GA 30093
PHONE 770/381 4999 FAX 770/381-0576
SERVICE/PARTS 770/564-3413

ATL-410839

CUST NO	592	CUST NAME	Hegel Distributing	CUST PHONE	792-2000	CUST P O	
JOB LOCATION	4820 W Church Lane Smyrna			CONTACT	Billy	CALL NO	
MAKE	Crown	MODEL	PE3520-60	MACH SERIAL NO	6417834	CUST MACH NO	170210
HR METER	1712	START DATE	2/24/03	COMP DATE	2/24/03	LOCATION/VAN NO	U-29
				ACCOUNT NO	4300-0400	TRAVEL CODE	
CUST DESC OF PROBLEM	Went bad wheels replaced						

TECHNICAL DIAGNOSIS

SERVICE PERFORMED

Example, both casters wheels cut up during a P.M.
Replace both wheels and bearings

*Energy Control Procedures for Crown Lift Trucks are set forth in the appropriate Lift Truck Service Manual. By signing below, Customer acknowledges that:

- *Customer has reviewed these procedures before the service works begins
- *Customer agrees to inform Crown service personnel of any of Customer's energy control procedures that may apply at or near the worksite where service work is performed
- *Customer will take steps to ensure that any of its employees working on or near the service work understand and will comply with these procedures

SAFETY NOTES

2-8317935 4-65081-70

[illegible]

OF 4343 ATL Rev 05/02

REPAIR AUTHORIZATION SIGNATURE _____ TITLE _____

BOTH SERVICE ORDER AND ANY REQUISITIONS
ISSUED MUST BE UTILIZED TO DETERMINE ALL
PARTS AND QUANTITIES SHOWN ON INVOICE

CUSTOMER SIGNATURE _____ TITLE _____

FAILURE CODES

- | FAILURE CODES | | |
|-------------------------|---------------|-------------------|
| 1) GENERAL (TIRES ETC) | 4) ELECTRICAL | 7) LIFT STRUCTURE |
| 2) HYDRAULICS | 5) BRAKES | 8) CYLINDER |

ACCISE EN FCBV



CROWN EQUIPMENT CORPORATION
4250 COMMUNICATIONS DRIVE
NORCROSS GA 30092
Phone 770/281-4992

Date 02/28/03

ORDER NUMBER		TERRITORY		TO BE SHIPPED	
DATE		DATE		VIA	
2/26/03		59E		VAN40 Ref# S10870	
MIKE TIMCHO					
MS		SHIPPED			
DATE		VIA		INVOICE	
1ET 10		NORCROSS		02/26/03	

OLD TO ATTN: ACCOUNTS PAYABLE
HEAD DISTRIBUTING CO.
P.O. BOX 1666
SMYRNA, GA 30080

SHIP TO JERRY BURTON-OP MRG./PETE CREEL-WHS
HEAD DISTRIBUTING CO.
4820 N. CHURCH LANE
SMYRNA, GA 30080

QUANTITY	DESCRIPTION	BACKORDERED	SHIPPED	UNIT PRICE	AMOUNT
	Serial # Model #				
	6A189180 PE3520-80				
1	084343 SOLENOID - 24V			21.71	21.71
1	SS2 SUPPLY CHARGE			7.50	7.50
Mail payment to:				Total parts	29.21
Crown Equipment Corporation				Total labor	150.00
P.O. BOX 641173				Frt & hdlg	0.00
CINCINNATI, OH 45264-1173				Zone charges	0.00
				Sales tax	1.46
We accept MasterCard, Visa, American Express				Invoice total	180.67
				4200-0400	

THESE COMMODITIES LICENSED FOR ULTIMATE DESTINATION

VERSION CONTRARY TO U.S. LAW PROHIBITED

WE HEREBY CERTIFY THAT THESE GOODS WERE PRODUCED IN COMPLIANCE WITH ALL APPLICABLE REQUIREMENTS OF SECTION 6, 7 AND 12 OF THE FAIR LABOR STANDARDS ACT

AMENDED AND OF REGULATIONS AND ORDERS OF THE U.S. DEPT. OF LABOR ISSUED UNDER SECTION 14 THEREOF

WE CERTIFY THE PRICES ABOVE TO BE TRUE AND CORRECT

SERVICE ORDER NO

lift trucks

4260 COMMUNICATIONS DR
NORCROSS GA 30093
PHONE 770/381 4999 FAX 770/381-0576
SERVICE/PARTS 770/564 3413

Г. 4 2 4003

ATL-410873

CUST NO	CUST NAME	LEAD DIST	CUST PHONE	CUST P O
JOB LOCATION	4850 Church St	SMYRNA GA	CONTACT	BILLY
MAKE	CROWN	MODEL	PF352C-80	MACH SERIAL NO
6A189183	CUST MACH NO	211	HR METER	1758
START DATE	2-26-03	COMP DATE	2-26-03	LOCATION/VAN NO
V-40	ACCOUNT NO	4300-0400	TRAVEL CODE	
CUST DESC OF PROBLEM	LIFT motor 2 runs ALL the Time			

TECHNICAL DIAGNOSIS

SERVICE PERFORMED I WENT TO CUSTOMER'S LOCATION TO CHECK THE RALLET JACK. I FOUND THE RAISE SOLENOID STUCK CLOSED. I REPLACED THE RAISE SOLENOID

*Energy Control Procedures for Crown Lift Trucks are set forth in the appropriate Lift Truck Service Manual. By signing below, Customer acknowledges that:

- *Customer has reviewed these procedures before the service works begins
- *Customer agrees to inform Crown service personnel of any of Customer s energy control procedures that may apply at or near the worksite where service work is performed
- *Customer will take steps to ensure that any of its employees working on or near the service work understand and will comply with these procedures

SAFETY NOTES

[illegible]

OF 4343 ATL Rev 05/02

REPAIR AUTHORIZATION SIGNATURE _____ TITLE _____

**BOTH SERVICE ORDER AND ANY REQUISITIONS
ISSUED MUST BE UTILIZED TO DETERMINE ALL
PARTS AND QUANTITIES SHOWN ON INVOICE**

CUSTOMER SIGNATURE

TITLE

FAILURE CODES

- | | | |
|-------------------------|---------------|-------------------|
| 1) GENERAL (TIRES ETC) | 4) ELECTRICAL | 7) LIFT STRUCTURE |
| 2) HYDRAULICS | 5) BRAKES | 8) CYLINDER |

25. 1032

OLD TO	ATTN ACCOUNTS PAYABLE HEAD DISTRIBUTING CO P.O. BOX 1666 SMYRNA, GA 30080	SHIP TO	JERRY BLYTON-C. MDIS PETE F. L-UN HEHL LITTE LUTING CO 4820 N. CHURCH ST SMYRNA GA 30080
--------	--	---------	---

THESE COMMODITIES LICENSED FOR ULTIMATE DESTINATION

IVERSION CONTRARY TO U S LAW PROHIBITED

WE HEREBY CERTIFY THAT THESE GOODS WERE PRODUCED IN COMPLIANCE WITH ALL APPLICABLE REQUIREMENTS OF SECTION 6 7 AND 12 OF THE FAIR LABOR STANDARDS ACT AS AMENDED AND OF REGULATIONS AND ORDERS OF THE U S DEPT OF LABOR ISSUED UNDER SECTION 14 THEREOF

WE CERTIFY THE PRICES ABOVE TO BE TRUE AND CORRECT

CROWN EQUIPMENT CORPORATION

DUPLICATE 1

SERVICE ORDER NO

lift trucks

4260 COMMUNICATIONS DR
NORCROSS, GA 30093
PHONE 770/381-4999 FAX 770/381-0576
SERVICE/PARTS 770/564-3413

ATL-410800

CUST NO 592	CUST NAME HGA Distribution	CUST PHONE 404-792-7000	CUST PO
JOB LOCATION 4820 N. HURCH LA. SAMPSON, GA. 30080	CONTACT BILLY		CALL NO
MAKE Crown	MODEL 30SD42T	MACH SERIAL NO 1A108393	CUST MACH NO 33
HR METER 4388.	START DATE 2-21-02	COMP DATE 2-21-02	LOCATION/ VAN NO V-11
ACCOUNT NO 4500-0400		TRAVEL CODE	
CUST DESC OF PROBLEM TRUCK DOWN - ABOUT MOVE -			

TECHNICAL DIAGNOSIS

DEAD BATTERY - BROKEN WIRE

**SERVICE
PERFORMED**

SERVICE PERFORMED Arrived at customer's, Found & checked out truck, Found I had excessive voltage drop, pushed truck & filled battery, pushed back to charger & put on charge, jumped off another battery to check out truck, ran voltage checks, back tracked circuits, Found

*Energy Control Procedures for Crown Lift Trucks are set forth in the appropriate Lift Truck Service Manual. By signing below, Customer acknowledges that:

*Customer has reviewed these procedures before the service works begins

*Customer agrees to inform Crown service personnel of any of Customer's energy control procedures that may apply at or near the worksite where service work is performed

*Customer will take steps to ensure that any of its employees working on or near the service work understand and will comply with these procedures

~~SAVES~~ IT LOSING VOLTAGE TO THE TRAVEL CIRCUIT THRU CONTROL CABLE.
USED A SPARE WIRE FROM ANOTHER CABLE TO BYPASS FAULTY WIRE,

[illegible]

REPAIR AUTHORIZATION SIGNATURE TITLE

OF 4343 ATL Rev 05/02

L Childers

CUSTOMER SIGNATURE TITLE

BOTH SERVICE ORDER AND ANY REQUISITIONS
ISSUED MUST BE UTILIZED TO DETERMINE ALL
PARTS AND QUANTITIES SHOWN ON INVOICE

FAILURE CODES		
1) GENERAL (TIRES ETC.)	4) ELECTRICAL	7) LIFT STRUCTURE
2) HYDRAULICS	5) BRAKES	8) CYLINDER



CROWN EQUIPMENT CORPORATION
4260 COMMUNICA TIONS DRIVE
NORCROSS, GA 30092
Phone 770/441-4935

INVOICE # 46123

Date 02 28/02

ORDER NUMBER		ENTERED	TERRITORY	TO BE SHIPPED DATE	VIA
2/27/03 -MIKE TIMCHO			592		VAN29 Ref# S10848
MS	POB	SHIPPED			
DET 10	NORCROSS	DATE	VIA	WEIGHT	
		02/27/03			

OLD TO ATTN: ACCOUNTS PAYABLE
HEAD DISTRIBUTING CO.
P.O. BOX 1666
SMYRNA, GA 30080

SHIP TO JERRY BURTON-OP MRG./PETE CREEL-WHS
HEAD DISTRIBUTING CO
4820 N CHURCH LANE
SMYRNA, GA 30080

QUANTITY	DESCRIPTION	BACK ORDERED	SHIPPED	UNIT PRICE	AMOUNT
	Serial # Model #				
	6A189183 PE3520-60				
1	125209 POTENTIOMETER ACCELE			22.74	22.74
1	SS2 SUPPLY CHARGE			7.50	7.50
Mail payment to: Crown Equipment Corporation P.O. BOX 641173 CINCINNATI, OH 45264-1173 We accept MasterCard, Visa, American Express				Total parts	30.24
				Total labor	112.50
				Frt & hdlg	0.00
				Zone charges	0.00
				Sales tax	1.51
				Invoice total	144.25
				+300-0400	

THESE COMMODITIES LICENSED FOR ULTIMATE DESTINATION

VERSION CONTRARY TO U S LAW PROHIBITED

WE HEREBY CERTIFY THAT THESE GOODS WERE PRODUCED IN COMPLIANCE WITH ALL APPLICABLE REQUIREMENTS OF SECTION 6 7 AND 12 OF THE FAIR LABOR STANDARDS ACT

AMENDED AND OF REGULATIONS AND ORDERS OF THE U S DEPT OF LABOR ISSUED UNDER SECTION 14 THEREOF

WE CERTIFY THE PRICES ABOVE TO BE TRUE AND CORRECT

SERVICE ORDER NO

lift trucks

4260 COMMUNICATIONS DR
NORCROSS GA 30093
PHONE 770/381-4999 FAX 770/381-0576
SERVICE/PARTS 770/564-3413

ATL-410848

CUST NO	592	CUST NAME	Head Distributing	CUST PHONE	792-2000	CUST P O	
JOB LOCATION	4820 W Church Lane Smyrna			CONTACT	Billy	CALL NO	
MAKE	Crown	MODEL	FE352060	MACH SERIAL NO	6A189183	CUST MACH NO	#P021
HR METER	1760	START DATE	2/27/03	COMP DATE	2/27/03	LOCATION/VAN NO	V-29
				ACCOUNT NO	4300-0400	TRAVEL CODE	
CUST DESC OF PROBLEM	Truck slows down						

TECHNICAL DIAGNOSIS

SERVICE PERFORMED**SERVICE PERFORMED**

*Energy Control Procedures for Crown Lift Trucks are set forth in the appropriate Lift Truck Service Manual. By signing below, Customer acknowledges that:

- *Customer has reviewed these procedures before the service works begins
- *Customer agrees to inform Crown service personnel of any of Customer's energy control procedures that may apply at or near the worksite where service work is performed
- *Customer will take steps to ensure that any of its employees working on or near the service work understand and will comply with these procedures

SAFETY NOTES

[illegible]

OF 4343 ATL Rev 05/02

REPAIR AUTHORIZATION SIGNATURE _____

TITLE

**BOTH SERVICE ORDER AND ANY REQUISITIONS
ISSUED MUST BE UTILIZED TO DETERMINE ALL
PARTS AND QUANTITIES SHOWN ON INVOICE**

CUSTOMER SIGNATURE

TITLE

FAILURE CODES

- | | | |
|-------------------------|---------------|-------------------|
| 1) GENERAL (TIRES ETC) | 4) ELECTRICAL | 7) LIFT STRUCTURE |
| 2) HYDRAULICS | 5) BRAKES | 8) CYLINDER |

ORDER

ORDER				TERRITORY	TO BE SHIPPED	
	NUMBER	ENTERED			DATE	VIA
10-10-78	10-10-78					FULL REF#-E1004
MS		FOB		SHIPPED		
				DATE	VIA	
10-10-78	NOFORGE	0-1-78			WEIGHT	CART

OLD TO ATTN: ACCOUNTS PAYABLE
HEAD DISTRIBUTING CO
P O BOX 1666
SMYRNA, GA 30080

SHIP TO JEFF. BURTON-GR MFG 'PE'E CRESL-WH
HEAD DISTRIBUTING CO
520 N CHURCH LANE
SMYRNA, GA 30080

[illegible]

THESE COMMODITIES LICENSED FOR ULTIMATE DESTINATION
DIVERSION CONTRARY TO U.S. LAW PROHIBITED

WE HEREBY CERTIFY THAT THESE GOODS WERE PRODUCED IN COMPLIANCE WITH ALL APPLICABLE REQUIREMENTS OF SECTION 6 7 AND 12 OF THE FAIR LABOR STANDARDS ACT AS AMENDED AND OF REGULATIONS AND ORDERS OF THE U S DEPT OF LABOR ISSUED UNDER SECTION 14 THEREOF
WE CERTIFY THE PRICES ABOVE TO BE TRUE AND CORRECT

100-443886-1

4260 COMMUNICATIONS DR
NORCROSS GA 30093
PHONE 770/381-4999 FAX 770/381-0576
SERVICE/PARTS 770/564 3413

ATL-410849

CUST NO 592	CUST NAME Hearl Distributing	CUST PHONE 792-2000	CUST P.O.
JOB LOCATION 4820 W. Church Lane Smyrna	CONTACT Billy	CALL NO	
MAKE Crown	MODEL 30542T	MACH SERIAL NO W 362991	CUST MACH NO #073
HR METS Waterbury	START DATE 2/27/03	COMP DATE 2/27/03	LOCATION/VAN NO U-29
CUST DESC OF PROBLEM Truck won't raise	ACCOUNT NO 4300-0400	TRAVEL CODE	

TECHNICAL DIAGNOSIS

**SERVICE
PERFORMED**

Checked the truck out. Tires checked, OK. Found the pump motor not working. Took the motor apart fixed the brush, spring and holder. Replaced the brushes. Motor will still need replacing.

*Energy Control Procedures for Crown Lift Trucks are set forth in the appropriate Lift Truck Service Manual. By signing below, Customer acknowledges that

*Customer has reviewed these procedures before the service works begins

*Customer agrees to inform Crown service personnel of any of Customer's energy control procedures that may apply at or near the worksite where service work is performed

*Customer will take steps to ensure that any of its employees working on or near the service work understand and will comply with these procedures

SAFETY NOTES

[illegible]

REPAIR AUTHORIZATION SIGNATURE

TITLE

OF 4343 ATL Rev 05/02

CUSTOMER SIGNATURE

TITLE

**BOTH SERVICE ORDER AND ANY REQUISITIONS
ISSUED MUST BE UTILIZED TO DETERMINE ALL
PARTS AND QUANTITIES SHOWN ON INVOICE**

FAILURE CODES

1) GENERAL (TIRES ETC)

4) ELECTRICAL

7) LIFT STRUCTURE

2) HYDRAULICS

5) BRAKES

8) CYLINDER

CROWN lift trucks

PARTS REQUISITION NO

SERVICE ORDER NO

4260 COMMUNICATIONS DR
NORCROSS, GA 30093
PHONE 770/381-4999 FAX 770/381-0576
SERVICE/PARTS 770/564-3413

MAR 02 2003

ATL-410102

CUST NO 592	CUST NAME Huck Distribution	CUST PHONE 792-2000	CUST PO
JOB LOCATION 4820 11 Church Lane Smyrna	CONTACT Billy	CALL NO	
MAKE Crown	MODEL PE3520-60	MACH SERIAL NO LH44285	CUST MACH NO HAR20
HR METER 5021	START DATE 2/27/03	COMP DATE 2/27/03	LOCATION/VAN NO 1-29
CUST DESC OF PROBLEM won't move tips replaced. Truck won't move	ACCOUNT NO 4300-4000	TRAVEL CODE	

TECHNICAL DIAGNOSIS

SERVICE PERFORMED

checked the truck out. Found brake arm not moving. Took handle and parts off. Took shaft for brake arm and parts off. Had V-40 bring parts to fix the truck. Put new arm and parts on. Replaced broken battery connector.

*Energy Control Procedures for Crown Lift Trucks are set forth in the appropriate Lift Truck Service Manual. By signing below, Customer acknowledges that:
 *Customer has reviewed these procedures before the service work begins.
 *Customer agrees to inform Crown service personnel of any of Customer's energy control procedures that may apply at or near the worksite where service work is performed.
 *Customer will take steps to ensure that any of its employees working on or near the service work understand and will comply with these procedures.

SAFETY NOTES

1-115230

1-115235

1-73830

QTY.	PART/REQUISITION NUMBER	FAILURE CODE	DESCRIPTION	TRAVEL CHARGE		
				FROM	TO	TIME
1	See 328414		arm roller, cam, bearing			
1	117162		tip kit			
1	71917-2		175 grey connector			
				SERVICE TIME		
				FROM	TO	TIME
						25

REPAIR AUTHORIZATION SIGNATURE TITLE

OF 4343 ATL Rev 05/02

CUSTOMER SIGNATURE

TITLE

BOTH SERVICE ORDER AND ANY REQUISITIONS ISSUED MUST BE UTILIZED TO DETERMINE ALL PARTS AND QUANTITIES SHOWN ON INVOICE

OFFICE FILE COPY

FAILURE CODES
 1) GENERAL (TIRES ETC) 4) ELECTRICAL 7) LIFT STRUCTURE
 2) HYDRAULICS 5) BRAKES 8) CYLINDER



CROWN LIFT TRUCKS
4250 COMMUNICATIONS DRIVE
NORCROSS GA 30092
Phone: 770/79-4839

Invoice # 4240005

Date 02/28/03

ORDER NUMBER		ENTERED	TERRITORY	TO BE SHIPPED	
/ /			592	DATE	VIA
MS		FOR	SHIPPED		
			DATE VIA		
JET 10		NORCROSS	/		

Ref#:M.4865

OLD TO ATTN: ACCOUNTS PAYABLE
HEAD DISTRIBUTING CO.
P.O. BOX 1666
SMYRNA, GA 30080

SHIP TO JERRY BURTON-OP MPG / PETE CREEL-WH
HEAD DISTRIBUTING CO
4820 N CHURCH LANE
SMYRNA, GA 30080

ORDER	DESCRIPTION	BACK ORDERED	SHIPPED	UNIT PRICE	AMOUNT
*****	Cust PO: VERBAL				
***	6A189183 PE3520-80 02/27/03	VAN29	00000		43.00
1 MS	MISC. SUPPLIES			6.50	6.50
	Truck total: 49.50				
*****	Cust PO: M. STEVENS				
***	W79538 60PC#PJ25 02/27/03	VAN29	00000		43.00
1 MS	MISC. SUPPLIES			6.50	6.50
	Truck total: 49.50				
*****	Cust PO: ROBBY				
***	W93641 60PC/#PJ29 02/27/03	VAN29	00000		43.00
1 MS	MISC. SUPPLIES			6.50	6.50
	Truck total: 49.50				
Mail payment to. Crown Equipment Corporation P.O. BOX 641170 CINCINNATI, OH 45264-1170				Total parts	19.50
				Total PM	129.00
				Sales tax	0.98
				Invoice total	149.48
We accept MasterCard Visa, American Express					
				4300-0500	

THESE COMMODITIES LICENSED FOR ULTIMATE DESTINATION
VERSION CONTRARY TO U.S. LAW PROHIBITED

WE HEREBY CERTIFY THAT THESE GOODS WERE PRODUCED IN COMPLIANCE WITH ALL APPLICABLE REQUIREMENTS OF SECTION 6 7 AND 12 OF THE FAIR LABOR STANDARDS ACT
> AMENDED AND OF REGULATIONS AND ORDERS OF THE U.S. DEPT. OF LABOR ISSUED UNDER SECTION 14 THEREOF
WE CERTIFY THE PRICES ABOVE TO BE TRUE AND CORRECT



Pallet Trucks

Planned Maintenance
Inspection Report

CUST NUMBER: 592 AREA: 10
CUST. NAME: HEAD DISTRIBUTING CO.
TRUCK STREET: 4826 N. CHURCH LANE
TRUCK CITY: SMYRNA
SERIAL NO: W93641
MODEL: 60FC / #1 J29
DUE: FEBRUARY 1
COMMENTS: BUILT

merl Head
to W93641
27/03 Account 4300-0570
Travel Time 10
Prod Time 10
Off 2:30⁶ PC
On 1:30

Date: 2/27/03 Hr Meter Reading(s): none Make: Crown 60FC Serial No: W93641 Customer P O No:

FEB 28 2003

1. VISUAL INSPECTION	4. HYDRAULIC SYSTEM	9. BRAKES
A. Oil Leaks	A. Pump & Motor Mounting Secure	A. Linkage
B. Tire & Wheel Conditions	B. Oil Level & Condition	B. Adjustment (a)
• Drive Tire	C. Leaks Cylinder & Hydraulic Unit	C. Shoes
• R H Caster	D. Hose & Fitting Conditions	D. Drum
• L H Caster	E. Motor Brush & Armature Conditions	E. Split Bushing Key
• R H Load Wheel	5. DRIVE UNIT	10. STEERING
• L H Load Wheel	A. Fluid Level	A. Drive Unit Rollers
C. Safety Decals & Capacity Plates in Place	B. Check For Leaks	11. FREEZER CONDITION TRUCKS
2. BATTERY & CABLES	C. Motor Mounting Secure	A. Heater(s) Operation
A. Battery Condition	D. Brush & Armature Condition	B. Wiring Condition
B. Water Level	6. CONTROL WIRING & SWITCHES	12. OPERATIONAL CHECK & TEST DRIVE
C. Water Added	A. Wire Conditions	A. Horn
D. Cable Condition	B. Wire Connections Secure	B. Brake Switch
E. Receptacle Condition	C. Control Switches in Handle	C. Verify Brake Operation
3. CLEAN & LUBRICATE	D. Lift Limit Switch	D. Stopping Distance (a)
A. Blow Off Truck	E. Pump Solenoid	E. Plugging (b)
B. Lubricate All Zerk Fittings	F. Safety Reverse Switch	F. Lift Lower Operation
• Actuator Shaft Assembly	7. POWER CABLES	G. Travel Speeds (1st, 2nd, 3rd)
• Tension Bar	A. Power Cable Conditions	H. Lift Limit Switch
• Risers	B. Power Cable Connections	13. WIPE OFF TRUCK & CLEAN AREA
• Fork Assembly	C. Resistor Connections	
• Yokes	8. CONTACTOR PANEL & POWER CONTACTOR	
C. Lubricate Brake Linkage	A. F & R Tip Conditions	
D. Lubricate Door Hinges	B. F & R Switchette Operation	
E. Lubricate Miscellaneous Linkages	C. Time Delay Relay	

IMPORTANT Refer to Service Manual, Service Bulletins & other pertinent technical publications for details on inspection, lubrication & adjustment

- (a) See applicable service manual for brake adjustment procedures and recommended stopping distances
(b) See applicable service manual for proper settings

Comments: Plastic Grom the wheels

Authorized Signature: Site Crew Service Technician: [Signature]

Codes
√ = OK
A = Adjust
R = Repair
U = Urgent



Pallet Trucks

Planned Maintenance Inspection Report

CUST. NUMBER: 5127 AREA 29
CUST. NAME: HEAD DISTRIBUTING CO
TRUCK STREET: 4826 N. CHURCH LANE
TRUCK CITY: SMYRNA
SERIAL NO: W79538
MODEL: 60FC
DUE: FEBRUARY 1
COMMENTS: MIKE 792-2000

Customer: Head
No: W-79538
Date: 2/27/03
Account: 4300-0520
Travel Time: 1.0
Prod Time: 1.0
OT: 3:30
PC: 2:30

Date: 2/27/03 Hr: none Meter Reading(s): Crown 60FC Serial No: W-79538 Customer P O No:

1. VISUAL INSPECTION	4. HYDRAULIC SYSTEM	9. BRAKES
A. Oil Leaks	A. Pump & Motor Mounting Secure	A. Linkage
B. Tire & Wheel Conditions	B. Oil Level & Condition	B. Adjustment (a)
• Drive Tire	C. Leaks Cylinder & Hydraulic Unit	C. Shoes
• R.H. Caster	D. Hose & Fitting Conditions	D. Drum
• L.H. Caster	E. Motor Brush & Armature Conditions	E. Split Bushing Key
• R.H. Load Wheel	5. DRIVE UNIT	10. STEERING
• L.H. Load Wheel	A. Fluid Level	A. Drive Unit Rollers
C. Safety Decals & Capacity Plates in Place	B. Check For Leaks	11. FREEZER CONDITION TRUCKS
2. BATTERY & CABLES	C. Motor Mounting Secure	A. Heater(s) Operation
A. Battery Condition	D. Brush & Armature Condition	B. Wiring Condition
B. Water Level	6. CONTROL WIRING & SWITCHES	12. OPERATIONAL CHECK & TEST DRIVE
C. Water Added	A. Wire Conditions	A. Horn
D. Cable Condition	B. Wire Connections Secure	B. Brake Switch
E. Receptacle Condition	C. Control Switches in Handle	C. Verify Brake Operation
3. CLEAN & LUBRICATE	D. Lift Limit Switch	D. Stopping Distance (a)
A. Blow Off Truck	E. Pump Solenoid	E. Plugging (b)
B. Lubricate All Zerk Fittings	F. Safety Reverse Switch	F. Lift Lower Operation
• Actuator Shaft Assembly	7. POWER CABLES	G. Travel Speeds (1st, 2nd, 3rd)
• Tension Bar	A. Power Cable Conditions	H. Lift Limit Switch
• Risers	B. Power Cable Connections	13. WIPE OFF TRUCK & CLEAN AREA
• Fork Assembly	C. Resistor Connections	
• Yokes	8. CONTACTOR PANEL & POWER CONTACTOR	
C. Lubricate Brake Linkage	A. F & R Tip Conditions	
D. Lubricate Door Hinges	B. F & R Switchette Operation	
E. Lubricate Miscellaneous Linkages	C. Time Delay Relay	

FEB 28 2003

V-29

IMPORTANT Refer to Service Manual, Service Bulletins & other pertinent technical publications for details on inspection, lubrication & adjustment

- (a) See applicable service manual for brake adjustment procedures and recommended stopping distances
(b) See applicable service manual for proper settings

Comments: Battery connector is broken
I will replace it with wiring harness
Needs replacing

Authorized Signature: [Signature] Service Technician: [Signature]

Codes
✓ = OK
A = Adjust
R = Repair
U = Urgent



Pallet Trucks

Planned Maintenance

Inspection Report

CUST NUMBER: 592 AREA: 29
CUST. NAME : HEAD DISTRIBUTING CO.
TRUCK STREET: 4820 N. CHURCH LANE
TRUCK CITY : SMYRNA
SERIAL NO : 6A189183
MODEL : FF3520-80
DUE : FEBRUARY 1
COMMENTS: FETC CHEEL 404792-2000

Customer

S. 59

Date

Head
4/189183
4/27/03
4300-0530
#P0211

Travel Time

Prod Time

OK 4:30
PE
3:30

Date 2/27/03 Hr Meter Reading(s) 1760 Make Crown PE352060 Serial No 6A189183 Customer P O No

1. VISUAL INSPECTION	4. HYDRAULIC SYSTEM	9. BRAKES
A. Oil Leaks	A. Pump & Motor Mounting Secure	A. Linkage
B. Tire & Wheel Conditions	B. Oil Level & Condition	B. Adjustment (a)
• Drive Tire	C. Leaks Cylinder & Hydraulic Unit	C. Shoes
• R.H. Caster	D. Hose & Fitting Conditions	D. Drum
• L.H. Caster	E. Motor Brush & Armature Conditions	E. Split Bushing Key
• R.H. Load Wheel	5. DRIVE UNIT	10. STEERING
• L.H. Load Wheel	A. Fluid Level	A. Drive Unit Rollers
C. Safety Decals & Capacity Plates in Place	B. Check For Leaks	11. FREEZER CONDITION TRUCKS
2. BATTERY & CABLES	C. Motor Mounting Secure	A. Heater(s) Operation
A. Battery Condition	D. Brush & Armature Condition	B. Wiring Condition
B. Water Level	6. CONTROL WIRING & SWITCHES	12. OPERATIONAL CHECK & TEST DRIVE
C. Water Added	A. Wire Conditions	A. Horn
D. Cable Condition	B. Wire Connections Secure	B. Brake Switch
E. Receptacle Condition	C. Control Switches in Handle	C. Verify Brake Operation
3. CLEAN & LUBRICATE	D. Lift Limit Switch	D. Stopping Distance (a)
A. Blow Off Truck	E. Pump Solenoid	E. Plugging (b)
B. Lubricate All Zerk Fittings	F. Safety Reverse Switch	F. Lift Lower Operation
• Actuator Shaft Assembly	7. POWER CABLES	G. Travel Speeds (1st, 2nd, 3rd)
• Tension Bar	A. Power Cable Conditions	H. Lift Limit Switch
• Risers	B. Power Cable Connections	13. WIPE OFF TRUCK & CLEAN AREA
• Fork Assembly	C. Resistor Connections	
• Yokes	8. CONTACTOR PANEL & POWER CONTACTOR	
C. Lubricate Brake Linkage	A. F & R Tip Conditions	
D. Lubricate Door Hinges	B. F & R Switchette Operation	
E. Lubricate Miscellaneous Linkages	C. Time Delay Relay	

V-29

IMPORTANT Refer to Service Manual, Service Bulletins & other pertinent technical publications for details on inspection, lubrication & adjustment

- (a) See applicable service manual for brake adjustment procedures and recommended stopping distances
(b) See applicable service manual for proper settings

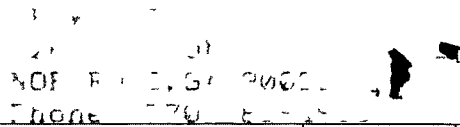
Comments

Speed pot needs replacing. I will replace it. Spring in handle is broken.

Authorized Signature

Service Technician

Codes
✓ = OK
A = Adjust
R = Repair
U = Urgent



OLD TO ATTN ACCOUNTS PA ABLE HEAD DISTRIBUTING CO P O BOX 1666 SMYRNA, GA 30080	SHIP TO JERRY BURTON-OF MRG /PETE CREEL-WH HEAD DISTRIBUTING CO 4820 N CHURCH LANE SMYRNA, GA 30080
--	--

THESE COMMODITIES LICENSED FOR ULTIMATE DESTINATION
DIVERSION CONTRARY TO U.S. LAW PROHIBITED

CROWN EQUIPMENT CORPORATION

SERVICE ORDER NO

lift trucks

4260 COMMUNICATIONS DR
NORCROSS GA 30093
PHONE 770/381 4999 FAX 770/381-0576
SERVICE/PARTS 770/564-3413

№ - 2003

ATL-411539

CUST NO	592	CUST NAME	Head, Distributing	CUST PHONE	792-2000	CUST P.O.	
JOB LOCATION	4820 N Church Lane Smyrna	CONTACT	Billy	CALL NO			
MAKE	Crown	MODEL	KL2020-30	MACH SERIAL NO	14246540	CUST MACH NO	#F21
HR METER	3043	START DATE	3/6/93	COMP DATE	3/6/93	LOCATION/VAN NO	U-29
				ACCOUNT NO	43000400	TRAVEL CODE	
CUST DESC OF PROBLEM	Want burnt tips replaced						

TECHNICAL DIAGNOSIS

SERVICE PERFORMED

Found 1A capacitor too burnt during a PWT.
K. The capacitor out. Put a tip kit in the
capacitor back in

*Energy Control Procedures for Crown Lift Trucks are set forth in the appropriate Lift Truck Service Manual. By signing below, Customer acknowledges that:

*Customer has reviewed these procedures before the service works begins

*Customer agrees to inform Crown service personnel of any of Customer's energy control procedures that may apply at or near the worksite where service work is performed

*Customer will take steps to ensure that any of its employees working on or near the service work understand and will comply with these procedures

SAFETY NOTES

[illegible]

REPAIR AUTHORIZATION SIGNATURE

TITLE

OF 4343 ATL Rev 05/02

CUSTOMER SIGNATURE _____

TITLE

BOTH SERVICE ORDER AND ANY REQUISITIONS
ISSUED MUST BE UTILIZED TO DETERMINE ALL
PARTS AND QUANTITIES SHOWN ON INVOICE

OFFICE FILE COPY

FAILURE CODES

1) GENERAL (TIRES ETC)

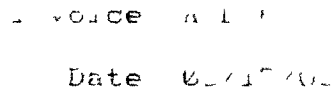
4) ELECTRICAL

7) LIFT STRUCTURE

2) HYDRAULICS

5) BRAKES

8) CYLINDER



OLD TO ATTN ACCOUNTS PAYABLE SHIP TO JERRY BURTON-OP MRG /PETE CREEL-WHS
HEAD DISTRIBUTING CO HEAD DISTRIBUTING CO
P O BOX 1666 4820 N CHURCH LANE
SMYRNA, GA 30080 SMYRNA, GA 30080

THESE COMMODITIES LICENSED FOR ULTIMATE DESTINATION

IVERSION CONTRARY TO U S LAW PROHIBITED

WE HEREBY CERTIFY THAT THESE GOODS WERE PRODUCED IN COMPLIANCE WITH ALL APPLICABLE REQUIREMENTS OF SECTION 6 7 AND 12 OF THE FAIR LABOR STANDARDS ACT AS AMENDED, AND OF REGULATIONS AND ORDERS OF THE U.S. DEPT. OF LABOR ISSUED UNDER SECTION 14 THEREOF.

WE CERTIFY THE PRICES ABOVE TO BE TRUE AND CORRECT

4260 COMMUNICATIONS DR
NORCROSS GA 30093
PHONE 770/381-4999 FAX 770/381-0576
SERVICE/PARTS 770/564-3413

173 2062

ATL-411541

SERVICE PERFORMED

Checked the truck out. Fuse checked OK. Found relay to solenoid not working. Fixed the relay so the truck would raise. Replaced battery connects on the battery and the truck

- *Customer has reviewed these procedures before the service works begins
- *Customer agrees to inform Crown service personnel of any of Customer's energy control procedures that may apply at or near the worksite where service work is performed
- *Customer will take steps to ensure that any of its employees working on or near the service work understand and will comply with these procedures

SAFETY NOTES

[illegible]

REPAIR AUTHORIZATION SIGNATURE

TITLE

OF 4343 ATL Rev 05/02

CUSTOMER SIGNATURE

TITLE

**BOTH SERVICE ORDER AND ANY REQUISITIONS
ISSUED MUST BE UTILIZED TO DETERMINE ALL
PARTS AND QUANTITIES SHOWN ON INVOICE**

FAILURE CODES

- | | | |
|------------------------|---------------|-------------------|
| 1) GENERAL (TIRES ETC) | 4) ELECTRICAL | 7) LIFT STRUCTURE |
| 2) HYDRAULICS | 5) BRAKES | 8) CYLINDER |

SERVICE ORDER NO

lift trucks

4260 COMMUNICATIONS DR
NORCROSS GA 30093
PHONE 770/381-4999 FAX 770/381-0576
SERVICE/PARTS 770/564-3413

ATL-411543

CUST NO 592	CUST NAME Herald Distributing	CUST PHONE 792-2000	CUST PO
JOB LOCATION 4820 W. Church Lane Smyrna	CONTACT Bill	CALL NO	
MAKE Crown	MODEL VLC3920-30	MACH SERIAL NO 1A257746	CUST MACH ID #F23
HR METER 1011	START DATE 3/10/03	COMP DATE 3/10/03	LOCATION/ VAN NO V-29
CUST DESC OF PROBLEM Want burnt tips replaced	ACCOUNT NO 43000400	TRAVEL CODE	

TECHNICAL DIAGNOSIS

SERVICE PERFORMED

SERVICE PERFORMED: Frame 1A contact tips burnt during a pull. Took the contact out. Took it apart. Put a tip kit in. Put the contact back in.

*Energy Control Procedures for Crown Lift Trucks are set forth in the appropriate Lift Truck Service Manual. By signing below, Customer acknowledges that:

- *Customer has reviewed these procedures before the service works begins
- *Customer agrees to inform Crown service personnel of any of Customer s energy control procedures that may apply at or near the worksite where service work is performed
- *Customer will take steps to ensure that any of its employees working on or near the service work understand and will comply with these procedures

SAFETY NOTES

1-120624

[illegible]

OF 4343 ATL Rev 05/02

REPAIR AUTHORIZATION SIGNATURE _____ TITLE _____

**BOTH SERVICE ORDER AND ANY REQUISITIONS
ISSUED MUST BE UTILIZED TO DETERMINE ALL
PARTS AND QUANTITIES SHOWN ON INVOICE**

CUSTOMER SIGNATURE

TITLE

FAILURE CODES

- | FAILURE CODES | | |
|------------------------|---------------|-------------------|
| 1) GENERAL (TIRES ETC) | 4) ELECTRICAL | 7) LIFT STRUCTURE |
| 2) HYDRAULICS | 5) BRAKES | 8) CYLINDER |

REF ID: A66067



NORCROSS, GA 30080
Phone 404 361-4122

ORDER NUMBER		ENTERED		TERRITORY	TO BE SHIPPED	
				592	Ref# M45040	
RMS		FOB		SHIPPED		
NET 10		NORCROSS		DATE / / VIA		

OLD TO ATTN. ACCOUNTS PAYABLE
HEAD DISTRIBUTING CO
P O BOX 1666
SMYRNA, GA 30080

SHIP TO JERRY BURTON-OP MRG /PETE CREEL-WHS
HEAD DISTRIBUTING CO
4820 N CHURCH LANE
SMYRNA, GA 30080

ORDERED	DESCRIPTION	BACK ORDERED	SHIPPED	UNIT PRICE	AMOUNT
*****	Cust PO: VERBAL				
***	1A204699 RC3020#F1 03/06/03	VAN29	00000		84 00
1	MS MISC SUPPLIES			6.50	6 50
	Truck total 90 50				
***	1A227799 RC3020#F19 03/10/03	VAN29	00000		84 00
1	MS MISC SUPPLIES			6 50	6.50
	Truck total 90 50				
***	1A246540 RC3020#F21 03/06/03	VAN29	00000		84 00
1	MS MISC SUPPLIES			6 50	6 50
	Truck total 90.50				
***	1A251766 RC3020-30 03/10/03	VAN29	00000		84 00
1	MS MISC SUPPLIES			6.50	6 50
1	063011-007 88 DARK GRAY SPRAY			7 18	7 18
	Truck total 97 68				
***	6A146283 PE#PJ204 03/10/03	VAN29	00000		43 00
1	MS MISC SUPPLIES			6 50	6 50
	Truck total 49.50				
***	6A149867 PC#PJ203 03/10/03	VAN29	00000		43 00
1	MS MISC SUPPLIES			6 50	6 50
	Truck total 49.50				
***	6A149868 PC3520-60 03/06/03	VAN29	00000		43 00
1	MS MISC SUPPLIES			6 50	6 50
1	063011-007 88 DARK GRAY SPRAY			7 18	7.18
	Truck total 56 68				
*****	Cust PO M STEPHENS				

(Continued)

THESE COMMODITIES LICENSED FOR ULTIMATE DESTINATION

REVERSION CONTRARY TO U S LAW PROHIBITED

WE HEREBY CERTIFY THAT THESE GOODS WERE PRODUCED IN COMPLIANCE WITH ALL APPLICABLE REQUIREMENTS OF SECTION 6 7 AND 12 OF THE FAIR LABOR STANDARDS ACT

AS AMENDED AND OF REGULATIONS AND ORDERS OF THE U S DEPT OF LABOR ISSUED UNDER SECTION 14 THEREOF

WE CERTIFY THE PRICES ABOVE TO BE TRUE AND CORRECT



DEF. 1. 75
CROWN EQUIPMENT CORPORATION
NORCROSS, GA 30093
Phone 770 382-4545

PO 176 ATLANTA

Date 03/19/00

ORDER

NUMBER

ENTERED

TERRITORY

TO BE SHIPPED

DATE

VIA

592

Ref# M45046

RMS

FOB

SHIPPED

DATE

VIA

WEIGHT

CARTON

NET 10

NORCROSS

OLD TO ATTN: ACCOUNTS PAYABLE
HEAD DISTRIBUTING CO
P O BOX 1666
SMYRNA, GA 30080

SHIP TO JERRY BURTON-OP MRG /PETE CREEL-WH
HEAD DISTRIBUTING CO
4820 N CHURCH LANE
SMYRNA, GA 30080

Page 2

ORDERED	DESCRIPTION	BACK ORDERED	SHIPPED	UNIT PRICE	AMOUNT
*****	Cust PO: M STEPHENS				
***	6A151785 PE3520-60/PJ206 03/10/03	VAN29	000000		43 00
1 MS	MISC. SUPPLIES			6.50	6 50
	Truck total 49 50				
*****	Cust PO: VERBAL				
***	6A159760 PE3520-60/PJ24 03/10/03	VAN29	000000		43 00
1 MS	MISC SUPPLIES			6 50	6 50
	Truck total 49 50				
	Mail payment to. Crown Equipment Corporation P.O BOX 641173 CINCINNATI, OH 45264-1173			Total parts Total PM Sales tax Invoice total	72 86 551.00 3 64 627 50
	We accept MasterCard, Visa, American Express				
				4300-0500	

THESE COMMODITIES LICENSED FOR ULTIMATE DESTINATION
VERSION CONTRARY TO U.S. LAW PROHIBITED

WE HEREBY CERTIFY THAT THESE GOODS WERE PRODUCED IN COMPLIANCE WITH ALL APPLICABLE REQUIREMENTS OF SECTION 6 7 AND 12 OF THE FAIR LABOR STANDARDS ACT
AS AMENDED AND OF REGULATIONS AND ORDERS OF THE U.S. DEPT. OF LABOR ISSUED UNDER SECTION 14 THEREOF
WE CERTIFY THE PRICES ABOVE TO BE TRUE AND CORRECT

CROWN

RC - SC

Planned Maintenance Inspection Report

CUST. NUMBER: 592 AFLO 24
 CUST. NAME: HAD DISTRIBUTING CO.
 TRUCK STREET: 4820 N CHURCH LANE
 TRUCK CITY: SMYRNA
 SERIAL NO: 1A251766
 MODEL: FC3020-30
 DUE: FEBRUARY 1
 COMMENTS: BILLY CHILDERS

Customer: Hegd
 No: 1A251766 Travel Time: 20 Prod Time: 11:30
 Date: 3/10/03 Amount: 4300-0500 On: 11:30
#23

Date: 3/10/03 Hr: 1011 Meter Reading(s): Crown Make: MC3020-30 Serial No: 1A251766 Customer P O No:

1 VISUAL INSPECTION	4 HYDRAULIC PUMP & MOTOR	9 STEERING
A. Oil Leaks	A Mounting Secure	A Power Steering Operation
B. Overhead Guard	B Hose & Fitting Conditions	B Torque Generator
C Mast Assembly	C Leaks	C Pump & Motor Secure
D Load Backrest	D Brush & Armature Conditions	D Brush & Armature Condition
E. Tire & Wheel Conditions	E Blow Brush Dust From Motor	E Adjustment
• Drive Tire L H	F Cable Connections	• Upper Lower & Interim Roller Chain
• Drive Tire R H	G Pump Operation	F Both U Joints Secure
• Steer Tires	H Apply Armorall or Clear Guard To Mast Cables & Hoses	10 HYDRAULIC SYSTEM
F. Deadman Brake Pedal	5 DRIVE UNIT	A Oil Level & Condition
G. Lift Chain	A Fluid Level	B Leaks
H Battery Retainers	B Leaks	C Breather Cap
I. Seat Brake Actuation	C Secure Motor Mountings	D Hoses & Fittings
J Limit Switch Operation	D Brush & Armature Conditions	E Filters
K Safety Decals & Capacity Plates in Place	E Wheel Lug Bolts	11 MAST ASSEMBLY
2 BATTERY & CABLES	F Blow Brush Dust From Motor	A Roller & Tracking Wear or Damage
A Battery Condition	6 POWER CABLES & CONTROL WIRING	B Safety Latch
B Electrolyte Level	A Power Cable Conditions	C Lift Chain Condition Wear
C Water Added	B Power Cable Connections Secure	D Lift Chain Adjustment
D Cable Conditions	C Wiring Conditions	E Lift & Tilt Cylinder & Mount Condition
E Receptacle Conditions	D Wiring Connections Secure	F Mounting Bolts to Power Unit Secure
F Battery Retainer	7 CONTACTOR PANEL & POWER CONTACTORS	G Control Cables
G. Battery Retainer Condition	A F & R Tip Condition	H Limit Switch
H All Wiring Harness Connectors	B F & R Switchette Operation	I Overhead Guard Bolts Tight
3 CLEAN & LUBRICATE	C Pump & A Power Tip Condition	12 FREEZER CONDITION TRUCKS
A Blow Off Truck	D 1A Switchette Operation	A Heater Operation
B Blow Low Pressure Air Over All Electrical Panels	E Accelerator Potentiometer	B Wiring Condition
C Lubricate All Zerk Fittings	F Accelerator Switch	13 OPERATIONAL CHECK & TEST DRIVE
D Lubricate Brake Linkage	G Accelerator Pedal	A Hour Meter
E Seat Brake Linkage	8 BRAKES	B Discharge Indicator
F Lubricate Steering Chains	A Fluid Level & Condition (Use DOT 5 Type Fluid)	C Horn
G Lubricate Gears & Linkage of Multi function Control	B Pedal Operation	D Power ON Light
H Lubricate Mast & Roller Assemblies	C Brake Switch Adjustment	E Power Disconnect
I Lubricate Lift Chains	D Adjustment (a)	F Power Steering Operation
J Lubricate Misc Linkages	• Brake R H	G Brake Switch
K Brake Pedal Pivot	• Brake L H	H Verify Brake Operation
L Interim Steer Shafts (2)	E Slave Cylinder Leaks	I Stopping Distance (a)
M Steer Axle	F Master Cylinder Leaks	J Plugging (11 to 13)
N Steer Wheel Race (2 Zerk)	G Brake Lines	K Lift & Tilt Operation
O Battery Rollers	H Brake Shoes or Pads	L Creep Speed
P Lubricate Mast Free Lift Stud (TL)	I Brake Drums or Rotors	M 1A Contactor Operation
Q Lubricate Lift Cylinder Guide (TT)	• Brake R H	N High Speed Limit Switch
	• Brake L H	O Turn Switches
	J Brake Fluid Reservoir	P Directional Switches
		Q Rated Capacity
		R Directional Control
		14 WIPE OFF TRUCK & CLEAN AREA

IMPORTANT Refer to Service Manual for details on inspection, lubrication & adjustment.

(a) See applicable service manual for brake adjustment procedures and recommended stopping distances.

Comments: 1A contactor tips are burnt
I will replace them

Authorized Signature: B C

Serviceman: Hegd

Codes
 ✓ = OK
 A = Adjust
 R = Repair
 U = Urgent



Pallet Trucks

Planned Maintenance
Inspection Report

HEAD DISTRIBUTING CO No 592

Address 4820 N CHURCH LANE, SMYRNA

Model PE3520-60/PJ206, Serial No 6A151785

Month Due March, Freq 1, Geo Area 29

Comments MIKE STEPHENS 792-2000

Customer

S Code

Date

Account

Travel
TimeProd
TimeOn 9.00²
PE
On 8.00

#PJ 206

Date	Hr. Meter Reading(s)	Make	Serial No.	Customer P O No
3/10/03	not working	Crown	PE3520-60 6A151785	

1 VISUAL INSPECTION	4 HYDRAULIC SYSTEM	9 BRAKES
A Oil Leaks	A Pump & Motor Mounting Secure	A Linkage
B Tire & Wheel Conditions	B Oil Level & Condition	B Adjustment (a)
• Drive Tire	C Leaks Cylinder & Hydraulic Unit	C Shoes
• R.H. Caster	D Hose & Fitting Conditions	D Drum
• L.H. Caster	E Motor Brush & Armature Conditions	E Split Bushing Key
• R.H. Load Wheel	5 DRIVE UNIT	10 STEERING
• L.H. Load Wheel	A Fluid Level	A Drive Unit Rollers
C Safety Decals & Capacity Plates in Place	B Check For Leaks	11 FREEZER CONDITION TRUCKS
2 BATTERY & CABLES	C Motor Mounting Secure	A Heater(s) Operation
A Battery Condition	D Brush & Armature Condition	B Wiring Condition
B Water Level	6 CONTROL WIRING & SWITCHES	12 OPERATIONAL CHECK & TEST DRIVE
C Water Added	A Wire Conditions	A Horn
D Cable Condition	B Wire Connections Secure	B Brake Switch
E Receptacle Condition	C Control Switches in Handle	C Verify Brake Operation
3 CLEAN & LUBRICATE	D Lift Limit Switch	D Stopping Distance (a)
A Blow Off Truck	E Pump Solenoid	E Plugging (b)
B Lubricate All Zerk Fittings	F Safety Reverse Switch	F Lift Lower Operation
• Actuator Shaft Assembly	7 POWER CABLES	G Travel Speeds (1st, 2nd, 3rd)
• Tension Bar	A Power Cable Conditions	H Lift Limit Switch
• Risers	B Power Cable Connections	13 WIPE OFF TRUCK & CLEAN AREA
• Fork Assembly	C Resistor Connections	
• Yokes	8 CONTACTOR PANEL & POWER CONTACTOR	
C Lubricate Brake Linkage	A F & R Tip Conditions	
D Lubricate Door Hinges	B F & R Switchette Operation	
E Lubricate Miscellaneous Linkages	C Time Delay Relay	

MAR 14 2003

V-29

IMPORTANT Refer to Service Manual, Service Bulletins & other pertinent technical publications for details on inspection, lubrication & adjustment

- (a) See applicable service manual for brake adjustment procedures and recommended stopping distances
(b) See applicable service manual for proper settings

Comments

Drive tire needs replacing.
I will replace it

Codes

√ = OK
A = Adjust
R = Repair
U = Urgent

Authorized Signature

Service Technician



Pallet Trucks

Planned Maintenance

Inspection Report

HEAD DISTRIBUTING CO No 592

Address 4820 N CHURCH LANE, SMYRNA

Model PC3520-60, Serial No 6A149868

Month Due March, Freq 1, Geo Area 29

Comments BILLY CHILDERS 404/792-2000

for/ler

Head
3/1/03 6A149868
Account 43000500Travel
TimeProd
TimeOff 5:30
6pm
Or 2:30

#PO 202

Date	Hr	Meter Reading(s)	Make	Serial No	Customer P O No
3/6/03		none	Crown	PC3520-60 6A149868	

MAR 14 2003

1. VISUAL INSPECTION	4. HYDRAULIC SYSTEM	9. BRAKES
A. Oil Leaks	A. Pump & Motor Mounting Secure	A. Linkage
B. Tire & Wheel Conditions	B. Oil Level & Condition	B. Adjustment (a)
• Drive Tire	C. Leaks - Cylinder & Hydraulic Unit	C. Shoes
• R H Caster	D. Hose & Fitting Conditions	D. Drum
• L.H. Caster	E. Motor Brush & Armature Conditions	E. Split Bushing Key
• R H Load Wheel	5. DRIVE UNIT	10. STEERING
• L.H. Load Wheel	A. Fluid Level	A. Drive Unit Rollers
C. Safety Decals & Capacity Plates in Place	B. Check For Leaks	11. FREEZER CONDITION TRUCKS
2. BATTERY & CABLES	C. Motor Mounting Secure	A. Heater(s) Operation
A. Battery Condition	D. Brush & Armature Condition	B. Wiring Condition
B. Water Level	6. CONTROL WIRING & SWITCHES	12. OPERATIONAL CHECK & TEST DRIVE
C. Water Added	A. Wire Conditions	A. Horn
D. Cable Condition	B. Wire Connections Secure	B. Brake Switch
E. Receptacle Condition	C. Control Switches in Handle	C. Verify Brake Operation
3. CLEAN & LUBRICATE	D. Lift Limit Switch	D. Stopping Distance (a)
A. Blow Off Truck	E. Pump Solenoid	E. Plugging (b)
B. Lubricate All Zerk Fittings	F. Safety Reverse Switch	F. Lift Lower Operation
• Actuator Shaft Assembly	7. POWER CABLES	G. Travel Speeds (1st, 2nd, 3rd)
• Tension Bar	A. Power Cable Conditions	H. Lift Limit Switch
• Risers	B. Power Cable Connections	13. WIPE OFF TRUCK & CLEAN AREA
• Fork Assembly	C. Resistor Connections	
• Yokes	8. CONTACTOR PANEL & POWER CONTACTOR	
C. Lubricate Brake Linkage	A. F & R Tip Conditions	
D. Lubricate Door Hinges	B. F & R Switchette Operation	
E. Lubricate Miscellaneous Linkages	C. Time Delay Relay	

IMPORTANT Refer to Service Manual, Service Bulletins & other pertinent technical publications for details on inspection, lubrication & adjustment

- (a) See applicable service manual for brake adjustment procedures and recommended stopping distances
(b) See applicable service manual for proper settings

Comments

Battery and truck connectors need replacing. I will replace them.

Codes

√ = OK

A = Adjust

R = Repair

U = Urgent

Authorized Signature

Service Technician

Crown OF2775 Rev 5/99

Printed in U S A



Pallet Trucks

Planned Maintenance

Inspection Report

HEAD DISTRIBUTING CO No 592

Address 4820 N CHURCH LANE, SMYRNA

Model PC#PJ203, Serial No 6A149867

Month Due March, Freq 1, Geo Area 29

Comments BILLY CHILDERS 404/792-2000

to: Head
No 6A149867
Date 3/10/03
Account 4300-0530
Travel Time 1.0
Prod Time 1.0
Off 10:00
PC
On 9:00

#PJ203

Date 3/10/03 Hr Meter Reading(s) none Make Crown PC3520-60 Serial No 6A149867 Customer P O No

MAR 14 2003

1. VISUAL INSPECTION	4. HYDRAULIC SYSTEM	9. BRAKES
A. Oil Leaks	A. Pump & Motor Mounting Secure	A. Linkage
B. Tire & Wheel Conditions	B. Oil Level & Condition	B. Adjustment (a)
• Drive Tire	C. Leaks Cylinder & Hydraulic Unit	C. Shoes
• R H Caster	D. Hose & Fitting Conditions	D. Drum
• L H Caster	E. Motor Brush & Armature Conditions	E. Split Bushing Key
• R H Load Wheel	5. DRIVE UNIT	10. STEERING
• L H Load Wheel	A. Fluid Level	A. Drive Unit Rollers
C. Safety Decals & Capacity Plates in Place	B. Check For Leaks	11. FREEZER CONDITION TRUCKS
2. BATTERY & CABLES	C. Motor Mounting Secure	A. Heater(s) Operation
A. Battery Condition	D. Brush & Armature Condition	B. Wiring Condition
B. Water Level	6. CONTROL WIRING & SWITCHES	12. OPERATIONAL CHECK & TEST
C. Water Added	A. Wire Conditions	DRIVE
D. Cable Condition	B. Wire Connections Secure	A. Horn
E. Receptacle Condition	C. Control Switches in Handle	B. Brake Switch
3. CLEAN & LUBRICATE	D. Lift Limit Switch	C. Verify Brake Operation
A. Blow Off Truck	E. Pump Solenoid	D. Stopping Distance (a)
B. Lubricate All Zerk Fittings	F. Safety Reverse Switch	E. Plugging (b)
• Actuator Shaft Assembly	7. POWER CABLES	F. Lift Lower Operation
• Tension Bar	A. Power Cable Conditions	G. Travel Speeds (1st, 2nd, 3rd)
• Risers	B. Power Cable Connections	H. Lift Limit Switch
• Fork Assembly	C. Resistor Connections	13. WIPE OFF TRUCK & CLEAN AREA
• Yokes	8. CONTACTOR PANEL & POWER CONTACTOR	
C. Lubricate Brake Linkage	A. F & R Tip Conditions	
D. Lubricate Door Hinges	B. F & R Switchette Operation	
E. Lubricate Miscellaneous Linkages	C. Time Delay Relay	

IMPORTANT Refer to Service Manual, Service Bulletins & other pertinent technical publications for details on inspection, lubrication & adjustment

- (a) See applicable service manual for brake adjustment procedures and recommended stopping distances
(b) See applicable service manual for proper settings

Comments

Authorized Signature

Service Technician

Codes
✓ = OK
A = Adjust
R = Repair
U = Urgent



HEAD DISTRIBUTING CO No 592

Address 4820 N CHURCH LANE, SMYRNA

Model PE#PJ204, Serial No 6A146283

Month Due March, Freq 1, Geo Area 29

Comments BILLY CHILDERS 404/792-2000

Pallet Trucks

Planned Maintenance

Inspection Report

Store	Head	Off	8:00
3/10/03	6A146283	Travel Time	Prod Time
Account	4500-0500	1.0	On 7:00

#PJ204

Date	Mtr Reading(s)	Make	Serial No	Customer P O No
3/10/03	5074	Crown	PE3520-60 6A146283	

MAR 14 2003

1. VISUAL INSPECTION	4. HYDRAULIC SYSTEM	9. BRAKES
A. Oil Leaks	A. Pump & Motor Mounting Secure	A. Linkage
B. Tire & Wheel Conditions	B. Oil Level & Condition	B. Adjustment (a)
• Drive Tire	C. Leaks Cylinder & Hydraulic Unit	C. Shoes
• R H Caster	D. Hose & Fitting Conditions	D. Drum
• L H Caster	E. Motor Brush & Armature Conditions	E. Split Bushing Key
• R H Load Wheel	5. DRIVE UNIT	10. STEERING
• L H Load Wheel	A. Fluid Level	A. Drive Unit Rollers
C. Safety Decals & Capacity Plates in Place	B. Check For Leaks	11. FREEZER CONDITION TRUCKS
2. BATTERY & CABLES	C. Motor Mounting Secure	A. Heater(s) Operation
A. Battery Condition	D. Brush & Armature Condition	B. Wiring Condition
B. Water Level	6. CONTROL WIRING & SWITCHES	12. OPERATIONAL CHECK & TEST DRIVE
C. Water Added	A. Wire Conditions	A. Horn
D. Cable Condition	B. Wire Connections Secure	B. Brake Switch
E. Receptacle Condition	C. Control Switches in Handle	C. Verify Brake Operation
3. CLEAN & LUBRICATE	D. Lift Limit Switch	D. Stopping Distance (a)
A. Blow Off Truck	E. Pump Solenoid	E. Plugging (b)
B. Lubricate All Zerk Fittings	F. Safety Reverse Switch	F. Lift Lower Operation
• Actuator Shaft Assembly	7. POWER CABLES	G. Travel Speeds (1st, 2nd, 3rd)
• Tension Bar	A. Power Cable Conditions	H. Lift Limit Switch
• Risers	B. Power Cable Connections	13. WIPE OFF TRUCK & CLEAN AREA
• Fork Assembly	C. Resistor Connections	
• Yokes	8. CONTACTOR PANEL & POWER CONTACTOR	
C. Lubricate Brake Linkage	A. F & R Tip Conditions	
D. Lubricate Door Hinges	B. F & R Switchette Operation	
E. Lubricate Miscellaneous Linkages	C. Time Delay Relay	

V-29

IMPORTANT Refer to Service Manual, Service Bulletins & other pertinent technical publications for details on inspection, lubrication & adjustment

- (a) See applicable service manual for brake adjustment procedures and recommended stopping distances
(b) See applicable service manual for proper settings

Comments _____

Authorized Signature _____ Service Technician _____

Codes
✓ = OK
A = Adjust
R = Repair
U = Urgent



RC - SC

Planned Maintenance
Inspection Report

HEAD DISTRIBUTING CO No 592

Address 4820 N CHURCH LANE, SMYRNA

Model RC3020#F21, Serial No 1A246540

Month Due March, Freq 2, Geo Area 29

Comments PETE CREEL

521 411539
Head
1/14 246540
Account 4500-0500
Travel Time 5:20
Prod Time 8:30
Or 8:30
#1 C1

Date 3/6/03 Hr Meter Reading(s) 3043 Make Crown RC302030 Serial No 1A246540 Customer P O No

1	2	3	4	5	6	7	8	9	10	11	12	13	14
1 VISUAL INSPECTION				4 HYDRAULIC PUMP & MOTOR				9 STEERING					
A Oil Leaks				A Mounting Secure				A Power Steering Operation					
B Overhead Guard				B Hose & Fitting Conditions				B Torque Generator					
C Mast Assembly				C Leaks				C Pump & Motor Secure					
D Load Backrest				D Brush & Armature Conditions				D Brush & Armature Condition					
E Tire & Wheel Conditions				E Blow Brush Dust From Motor				E Adjustment					
• Drive Tire L.H				F Cable Connections				• Upper Lower & Interim Roller Chain					
• Drive Tire R.H				G Pump Operation				F Both U Joints Secure					
• Steer Tires				H Apply Armorall or Clear Guard To Mast Cables & Hoses									
F Deadman Brake Pedal				5 DRIVE UNIT				10 HYDRAULIC SYSTEM					
G Lift Chain				A Fluid Level				A Oil Level & Condition					
H Battery Retainers				B Leaks				B Leaks					
I Seat Brake Actuation				C Secure Motor Mountings				C Breather Cap					
J Limit Switch Operation				D Brush & Armature Conditions				D Hoses & Fittings					
K Safety Decals & Capacity Plates in Place				E Wheel Lug Bolts				E Filters					
2 BATTERY & CABLES				F Blow Brush Dust From Motor				11 MAST ASSEMBLY					
A Battery Condition				6 POWER CABLES & CONTROL WIRING				A Roller & Tracking Wear or Damage					
B Electrolyte Level				A Power Cable Conditions				B Safety Latch					
C Water Added				B Power Cable Connections Secure				C Lift Chain Condition Wear					
D Cable Conditions				C Wiring Conditions				D Lift Chain Adjustment					
E Receptacle Conditions				D Wiring Connections Secure				E Lift & Tilt Cylinder & Mount Condition					
F Battery Retainer				7 CONTACTOR PANEL & POWER CONTACTORS				F Mounting Bolts to Power Unit Secure					
G Battery Retainer Condition				A F & R Tip Condition				G Control Cables					
H All Wiring Harness Connectors				B F & R Switches Operation				H Limit Switch					
3 CLEAN & LUBRICATE				C Pump & Power Tip Condition				I Overhead Guard Bolts Tight					
A Blow Off Truck				D 1A Switches Operation				12 FREEZER CONDITION TRUCKS					
B Blow Low Pressure Air Over All Electrical Panels				E Accelerator Potentiometer				A Heater Operation					
C Lubricate All Zerk Fittings				F Accelerator Switch				B Wiring Condition					
D Lubricate Brake Linkage				G Accelerator Pedal				13 OPERATIONAL CHECK & TEST DRIVE					
E Seat Brake Linkage				8 BRAKES				A Hour Meter					
F Lubricate Steering Chains				A Fluid Level & Condition (Use DOT 5 Type Fluid)				B Discharge Indicator					
G Lubricate Gears & Linkage of Multi function Control				B Pedal Operation				C Horn					
H Lubricate Mast & Roller Assemblies				C Brake Switch Adjustment				D Power ON Light					
I Lubricate Lift Chains				D Adjustment (a)				E Power Disconnect					
J Lubricate Misc Linkages				• Brake R.H				F Power Steering Operation					
K Brake Pedal Pivot				• Brake L.H				G Brake Switch					
L Interim Steer Shafts (2)				E Slave Cylinder Leaks				H Verify Brake Operation					
M Steer Axle				F Master Cylinder Leaks				I Stopping Distance (a)					
N Steer Wheel Race (2 Zerk)				G Brake Lines				J Plugging (11 to 13)					
O Battery Rollers				H Brake Shoes or Pads				K Lift & Tilt Operation					
P Lubricate Mast Free Lift Stud (TT)				I Brake Drums or Rotors				L Creep Speed					
Q Lubricate Lift Cylinder Guide (TT)				• Brake R.H				M 1A Contactor Operation					
				• Brake L.H				N High Speed Limit Switch					
				J Brake Fluid Reservoir				O Turn Switches					
								P Directional Switches					
								Q Rated Capacity					
								R Directional Control					
								14 WIPE OFF TRUCK & CLEAN AREA					

IMPORTANT Refer to Service Manual for details on inspection, lubrication & adjustment

(a) See applicable service manual for brake adjustment procedures and recommended stopping distances

Comments

1A contactor tips are burnt
I will replace them

Authorized Signature

Serviceman

Codes

√ = OK

A = Adjust

R = Repair

U = Urgent



RC - SC

Planned Maintenance

Inspection Report

HEAD DISTRIBUTING CO No 592

Address 4820 N CHURCH LANE, SMYRNA

Model RC3020#F19, Serial No 1A227799

Month Due March, Freq 2, Geo Area 29

Comments BILLY CHILDERS 770792-2000

Customer

No

Date

Amount

Travel Time

Prod Time

8

20

2:30

2:30

2:30

2:30

2:30

2:30

2:30

2:30

2:30

2:30

2:30

2:30

2:30

2:30

2:30

2:30

2:30

2:30

2:30

2:30

2:30

2:30

2:30

2:30

2:30

2:30

2:30

2:30

2:30

2:30

2:30

2:30

2:30

2:30

2:30

2:30

2:30

2:30

2:30

2:30

2:30

2:30

2:30

2:30

2:30

2:30

2:30

2:30

2:30

2:30

2:30

2:30

2:30

2:30

2:30

2:30

2:30

2:30

2:30

2:30

2:30

Date 3/10/03 Hr Meter Reading(s) 6100 Make Crown RC302030 Serial No 1A227799 Customer P O No

1 VISUAL INSPECTION	4 HYDRAULIC PUMP & MOTOR	9 STEERING
A Oil Leaks	A Mounting Secure	A Power Steering Operation
B Overhead Guard	B Hose & Fitting Conditions	B Torque Generator
C Mast Assembly	C Leaks	C Pump & Motor Secure
D Load Backrest	D Brush & Armature Conditions	D Brush & Armature Condition
E Tire & Wheel Conditions	E Blow Brush Dust From Motor	E Adjustment
• Drive Tire L H	F Cable Connections	• Upper Lower & Interim Roller Chain
• Drive Tire R H	G Pump Operation	F Both U Joints Secure
• Steer Tires	H Apply Armorall or Clear Guard To Mast Cables & Hoses	10 HYDRAULIC SYSTEM
F Deadman Brake Pedal	5 DRIVE UNIT	A Oil Level & Condition
G Lift Chain	A Fluid Level	B Leaks
H Battery Retainers	B Leaks	C Breather Cap
I Seat Brake Actuation	C Secure Motor Mountings	D Hoses & Fittings
J Limit Switch Operation	D Brush & Armature Conditions	E Filters
K Safety Decals & Capacity Plates in Place	E Wheel Lug Bolts	11 MAST ASSEMBLY
2 BATTERY & CABLES	F Blow Brush Dust From Motor	A Roller & Tracking Wear or Damage
A Battery Condition	6 POWER CABLES & CONTROL WIRING	B Safety Latch
B Electrolyte Level	A Power Cable Conditions	C Lift Chain Condition Wear
C Water Added	B Power Cable Connections Secure	D Lift Chain Adjustment
D Cable Conditions	C Wiring Conditions	E Lift & Tilt Cylinder & Mount Condition
E Receptacle Conditions	D Wiring Connections Secure	F Mounting Bolts to Power Unit Secure
F Battery Retainer	7 CONTACTOR PANEL & POWER CONTACTORS	G Control Cables
G Battery Retainer Condition	A F & R Tip Condition	H Limit Switch
H All Wiring Harness Connectors	B F & R Switchette Operation	I Overhead Guard Bolts Tight
3 CLEAN & LUBRICATE	C Pump & 1A Power Tip Condition	12 FREEZER CONDITION TRUCKS
A Blow Off Truck	D Switchette Operation	A Heater Operation
B Blow Low Pressure Air Over All Electrical Panels	E Accelerator Potentiometer	B Wiring Condition
C Lubricate All Zerk Fittings	F Accelerator Switch	13 OPERATIONAL CHECK & TEST DRIVE
D Lubricate Brake Linkage	G Accelerator Pedal	A Hour Meter
E Seat Brake Linkage	8 BRAKES	B Discharge Indicator
F Lubricate Steering Chains	A Fluid Level & Condition (Use DOT 5 Type Fluid)	C Horn
G Lubricate Gears & Linkage of Multi function Control	B Pedal Operation	D Power ON Light
H Lubricate Mast & Roller Assemblies	C Brake Switch Adjustment	E Power Disconnect
I Lubricate Lift Chains	D Adjustment (a)	F Power Steering Operation
J Lubricate Misc Linkages	• Brake R H	G Brake Switch
K Brake Pedal Pivot	• Brake L H	H Verify Brake Operation
L Interim Steer Shafts (2)	E Slave Cylinder Leaks	I Stopping Distance (a)
M Steer Axle	F Master Cylinder Leaks	J Plugging (11 to 13)
N Steer Wheel Race (2 Zerk)	G Brake Lines	K Lift & Tilt Operation
O Battery Rollers	H Brake Shoes or Pads	L Creep Speed
P Lubricate Mast Free Lift Stud (TU)	I Brake Drums or Rotors	M 1A Contactor Operation
Q Lubricate Lift Cylinder Guide (TT)	• Brake R H	N High Speed Limit Switch
	• Brake L H	O Turn Switches
	J Brake Fluid Reservoir	P Directional Switches
		Q Rated Capacity
		R Directional Control
		14 WIPE OFF TRUCK & CLEAN AREA

IMPORTANT Refer to Service Manual for details on inspection, lubrication & adjustment

(a) See applicable service manual for brake adjustment procedures and recommended stopping distances

Comments

Pump control tips are burnt. I will replace them. Friction plates were replaced. I will replace them.

Authorized Signature

Serviceman

Codes

✓ = OK

A = Adjust

R = Repair

U = Urgent



RC - SC

Planned Maintenance
Inspection Report

HEAD DISTRIBUTING CO No 592

Address 4820 N CHURCH LANE, SMYRNA

Model RC3020#F1, Serial No 1A204699

Month Due March, Freq 2, Geo Area 29

Comments VAN 29 ONLY!!!

Meter

Herald
1A204699
603 4300-0540Travel
TimeProd
Time

Off

2:30
12:30
On 12:30

Date	Meter Reading(s)	Make	Serial No	Customer P O No
3/6/03	5532	Crown RC3020-30	1A204699	

1. VISUAL INSPECTION	4. HYDRAULIC PUMP & MOTOR	9. STEERING
A. Oil Leaks	A. Mounting Secure	A. Power Steering Operation
B. Overhead Guard	B. Hose & Fitting Conditions	B. Torque Generator
C. Mast Assembly	C. Leaks	C. Pump & Motor Secure
D. Load Backrest	D. Brush & Armature Conditions	D. Brush & Armature Condition
E. Tire & Wheel Conditions	E. Blow Brush Dust From Motor	E. Adjustment
• Drive Tire L H	F. Cable Connections	• Upper Lower & Interim Roller Chain
• Drive Tire R.H.	G. Pump Operation	F. Both U Joints Secure
• Steer Tires	H. Apply Armorall or Clear Guard To Mast Cables & Hoses	10. HYDRAULIC SYSTEM
F. Deadman Brake Pedal	5. DRIVE UNIT	A. Oil Level & Condition
G. Lift Chain	A. Fluid Level	B. Leaks
H. Battery Retainers	B. Leaks	C. Breather Cap
I. Seat Brake Actuation	C. Secure Motor Mountings	D. Hoses & Fittings
J. Limit Switch Operation	D. Brush & Armature Conditions	E. Filters
K. Safety Decals & Capacity Plates in Place	E. Wheel Lug Bolts	11. MAST ASSEMBLY
2. BATTERY & CABLES	F. Blow Brush Dust From Motor	A. Roller & Tracking Wear or Damage
A. Battery Condition	6. POWER CABLES & CONTROL WIRING	B. Safety Latch
B. Electrolyte Level	A. Power Cable Conditions	C. Lift Chain Condition Wear
C. Water Added	B. Power Cable Connections Secure	D. Lift Chain Adjustment
D. Cable Conditions	C. Wiring Conditions	E. Lift & Tilt Cylinder & Mount Condition
E. Receptacle Conditions	D. Wiring Connections Secure	F. Mounting Bolts to Power Unit Secure
F. Battery Retainer	7. CONTACTOR PANEL & POWER CONTACTORS	G. Control Cables
G. Battery Retainer Condition	A. F & R Tip Condition	H. Limit Switch
H. All Wiring Harness Connectors	B. F & R Switchette Operation	I. Overhead Guard Bolts Tight
3. CLEAN & LUBRICATE	C. Pump & 1A Power Tip Condition	12. FREEZER CONDITION TRUCKS
A. Blow Off Truck	D. 1A Switchette Operation	A. Heater Operation
B. Blow Low Pressure Air Over All Electrical Panels	E. Accelerator Potentiometer	B. Wiring Condition
C. Lubricate All Zerk Fittings	F. Accelerator Switch	13. OPERATIONAL CHECK & TEST DRIVE
D. Lubricate Brake Linkage	G. Accelerator Pedal	A. Hour Meter
E. Seat Brake Linkage	8. BRAKES	B. Discharge Indicator
F. Lubricate Steering Chains	A. Fluid Level & Condition (Use DOT 5 Type Fluid)	C. Horn
G. Lubricate Gears & Linkage of Multi function Control	B. Pedal Operation	D. Power ON Light
H. Lubricate Mast & Roller Assemblies	C. Brake Switch Adjustment	E. Power Disconnect
I. Lubricate Lift Chains	D. Adjustment (a)	F. Power Steering Operation
J. Lubricate Misc Linkages	• Brake R H	G. Brake Switch
K. Brake Pedal Pivot	• Brake L H	H. Verify Brake Operation
L. Interim Steer Shafts (2)	E. Slave Cylinder Leaks	I. Stopping Distance (a)
M. Steer Axle	F. Master Cylinder Leaks	J. Plugging (11 to 13)
N. Steer Wheel Race (2 Zerk)	G. Brake Lines	K. Lift & Tilt Operation
O. Battery Rollers	H. Brake Shoes or Pads	L. Creep Speed
P. Lubricate Mast Free Lift Stud (TL)	I. Brake Drums or Rotors	M. 1A Contactor Operation
Q. Lubricate Lift Cylinder Guide (TT)	• Brake R H	N. High Speed Limit Switch
	• Brake L H	O. Turn Switches
	J. Brake Fluid Reservoir	P. Directional Switches
		Q. Rated Capacity
		R. Directional Control
		14. WIPE OFF TRUCK & CLEAN AREA

IMPORTANT Refer to Service Manual for details on inspection, lubrication & adjustment

(a) See applicable service manual for brake adjustment procedures and recommended stopping distances

Comments Pump and 1A contactor tips are
burnt. If can't replace them lift
and fit valves are leaking

Authorized Signature

Serviceman

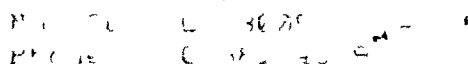
Codes

✓ = OK

A = Adjust

R = Repair

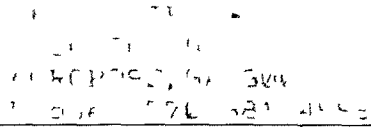
U = Urgent



OLD TO ATTN ACCOUNTS PAYABLE
HEAD DISTRIBUTING CO
P O BOX 1666
SMYRNA, GA 30080

SHIP TO JERRY BUPTON-OP MRG /PETE CREEL-WHS
HEAD DISTRIBUTING CO
4820 N CHURCH LANE
SMYRNA, GA 30080

THESE COMMODITIES LICENSED FOR ULTIMATE DESTINATION
 DIVERSION CONTRARY TO U.S. LAW PROHIBITED
 WE HEREBY CERTIFY THAT THESE GOODS WERE PRODUCED IN COMPLIANCE WITH ALL APPLICABLE REQUIREMENTS OF SECTION 6, 7 AND 12 OF THE FAIR LABOR STANDARDS ACT
 AS AMENDED AND OF REGULATIONS AND ORDERS OF THE U.S. DEPT. OF LABOR ISSUED UNDER SECTION 14 THEREOF
 WE CERTIFY THE PRICES ABOVE TO BE TRUE AND CORRECT



ORDER		TERRITORY		TO BE SHIPPED	
NUMBER	ENTERED		DATE	VIA	
03/14/03	-MIKE TIMCHO		592	VAN23 Ret# SJCLIS	
MS		FOB		SHIPPED	
		DATE	VIA	WEIGHT	CARTON
NET 10		NORCROSS	03/14/03		

OLD TO ATTN: ACCOUNTS PAYABLE
HEAD DISTRIBUTING CO
P O. BOX 1666
SMYRNA, GA 30080

SHIP TO JERRY BUPTON-OP MRG /PETE CREEL-WHS
HEAD DISTRIBUTING CO
4820 N CHURCH LANE
SMYRNA, GA 30080

[illegible]

THESE COMMODITIES LICENSED FOR ULTIMATE DESTINATION

IVERSION CONTRARY TO U S LAW PROHIBITED

WE HEREBY CERTIFY THAT THESE GOODS WERE PRODUCED IN COMPLIANCE WITH ALL APPLICABLE REQUIREMENTS OF SECTION 6 7 AND 12 OF THE FAIR LABOR STANDARDS ACT

S AMENDED AND OF REGULATIONS AND ORDERS OF THE U S DEPT OF LABOR ISSUED UNDER SECTION 14 THEREOF

WE CERTIFY THE PRICES ABOVE TO BE TRUE AND CORRECT

CROWN EQUIPMENT CORPORATION

DUPLICATE 1

lift trucks

4260 COMMUNICATIONS DR
NORCROSS GA 30093
PHONE 770/381-4999 FAX 770/381-0576
SERVICE/PARTS 770/564-3413

SERVICE ORDER NO

ATL-410116

CUST NO	5512	CUST NAME	Henry Distribution	CUST PHONE	772-7000	CUST PO		
JOB LOCATION	4826 N. Church Lane	City	Shirley	CONTACT	Billy	CALL NO		
MAKE	Cummins	MODEL	305ST	MACH SERIAL NO	10-96085	CUST MACH NO	#718	
HR METER	11652	START DATE	3/14/03	COMP DATE	3/14/03	LOCATION/VAN NO	4-29	
CUST DESC OF PROBLEM	Unit won't start		Unit won't start		Unit won't start		TRAVEL CODE	

TECHNICAL DIAGNOSIS

**SERVICE
PERFORMED**

*Energy Control Procedures for Crown Lift Trucks are set forth in the appropriate Lift Truck Service Manual. By signing below, Customer acknowledges that:

- *Customer has reviewed these procedures before the service works begins
- *Customer agrees to inform Crown service personnel of any of Customer s energy control procedures that may apply at or near the worksite where service work is performed
- *Customer will take steps to ensure that any of its employees working on or near the service work understand and will comply with these procedures

SAFETY NOTES

[illegible]

REPAIR AUTHORIZATION SIGNATURE _____ TITLE _____

OF 4343 ATL Rev 05/02

M. Smith
CUSTOMER SIGNATURE TITLE

BOTH SERVICE ORDER AND ANY REQUISITIONS
ISSUED MUST BE UTILIZED TO DETERMINE ALL
PARTS AND QUANTITIES SHOWN ON INVOICE

OFFICE FILE COPY

FAILURE CODES

- | | | |
|------------------------|---------------|-------------------|
| 1) GENERAL (TIRES ETC) | 4) ELECTRICAL | 7) LIFT STRUCTURE |
| 2) HYDRAULICS | 5) BRAKES | 8) CYLINDER |



NORCROSS 1 3003
JUL 15 '98 454

ORDER		TERRITORY		TO BE SHIPPED	
NUMBER	ENTERED	DATE	VIA		
03/19/03	-MIKE TIMCHO	590		VAN29 ket# 513033	
MS		FOB		SHIPPED	
DATE		VIA		WEIGHT	
NET 10		NORCROSS		03/15/03	
				CARTON	

OLD TO ATTN ACCOUNTS PAYABLE
HEAD DISTRIBUTING CO
P O BOX 1666
SMYRNA, GA 30080

SHIP TO JERRY BURTON-OP MRG /PETE CREEL-WHE
HEAD DISTRIBUTING CO
4820 N CHURCH LANE
SMYRNA, GA 30080

DERED	DESCRIPTION	BACK ORDERED	SHIPPED	UNIT PRICE	AMOUNT
	Serial # 6A179833				
	Model # PE3520-60				
1	083179-035			23 26	23 26
2	065081-070			2 91	5 82
1	SS2			7 50	7 50
	Mail payment to Crown Equipment Corporation P O BOX 641173 CINCINNATI, OH 45264-1173				
	We accept MasterCard, Visa, American Express				
				Total parts Total labor Frt & hdlg Zone charges Sales tax Invoice total	36.58 38 50 0 00 0 00 1 83 76.91
				4300-0400	

THESE COMMODITIES LICENSED FOR ULTIMATE DESTINATION

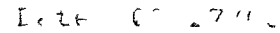
DIVERSION CONTRARY TO U.S. LAW PROHIBITED

WE HEREBY CERTIFY THAT THESE GOODS WERE PRODUCED IN COMPLIANCE WITH ALL APPLICABLE REQUIREMENTS OF SECTION 6 7 AND 12 OF THE FAIR LABOR STANDARDS ACT

AS AMENDED AND OF REGULATIONS AND ORDERS OF THE U.S. DEPT. OF LABOR ISSUED UNDER SECTION 14 THEREOF

WE CERTIFY THE PRICES ABOVE TO BE TRUE AND CORRECT

7) LIFT STRUCTURE
8) CYLINDER



SHIP TO JERRY BURTON-OP MRG /PETE CREEL-WHS
HEAD DISTRIBUTING CO
4820 N CHURCH LANE
SMYRNA, GA 30080

DUPLICATE 1



ORDER NUMBER		TERRITORY		TO BE SHIPPED	
15190		54		VAN29 Re1# 51302	
MS		SHIPPED			
4LT 10		03/19/03			

OLD TO ATTI ACCOUNTS PAYABLE
HEAD DISTRIBUTING CO
P O BOX 1666
SMYRNA, GA 30080

SHIP TO JERRY BURTON-OP MRG /PETE CREEL-WHS
HEAD DISTRIBUTING CO
4820 N CHURCH LANE
SMYRNA, GA 30080

ORDERED	DESCRIPTION	BACK ORDERED	SHIPPED	UNIT PRICE	AMOUNT
	Serial # 6A189550				
	Model # PE3520-60				
1	074458-001RWS			101 76	101 76
1	SS2			7 50	7 50
	Mail payment to Crown Equipment Corporation P O BOX 641173 CINCINNATI, OH 45264-1173			Total parts Total labor Frt & hdlg Zone charges Sales tax Invoice total	109 26 154 00 0 00 0 00 5 46 268 72
	We accept MasterCard, Visa, American Express				
				4300-0400	

THESE COMMODITIES LICENSED FOR ULTIMATE DESTINATION

REVERSION CONTRARY TO U.S. LAW PROHIBITED

WE HEREBY CERTIFY THAT THESE GOODS WERE PRODUCED IN COMPLIANCE WITH ALL APPLICABLE REQUIREMENTS OF SECTION 6 7 AND 12 OF THE FAIR LABOR STANDARDS ACT

AS AMENDED AND OF REGULATIONS AND ORDERS OF THE U.S. DEPT. OF LABOR ISSUED UNDER SECTION 14 THEREOF

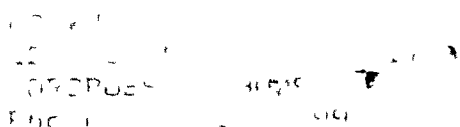
WE CERTIFY THE PRICES ABOVE TO BE TRUE AND CORRECT

OFFICE FILE # 44



SHIP TO JERRY BURTON-OP MRG /PETE CREEL-WHS
HEAD DISTRIBUTING CC
4820 N CHURCH LANE
SMYRNA, GA 30080

DUPLICATE 1



OLD TO ATTN. ACCOUNTS PAYABLE
HEAD DISTRIBUTING CO
P O BOX 1666
SMYRNA, GA 30080

SHIP TO JERRY BURTON-OP MRG 'PETE CREEL-WHS
HEAD DISTRIBUTING CO
4820 N CHURCH LANE
SMYRNA, GA 30080

THESE COMMODITIES LICENSED FOR ULTIMATE DESTINATION

DIVERSION CONTRARY TO U S LAW PROHIBITED

WE HEREBY CERTIFY THAT THESE GOODS WERE PRODUCED IN COMPLIANCE WITH ALL APPLICABLE REQUIREMENTS OF SECTION 6 7 AND 12 OF THE FAIR LABOR STANDARDS ACT

AS AMENDED, AND OF REGULATIONS AND ORDERS OF THE U.S. DEPT. OF LABOR ISSUED UNDER SECTION 14 THEREOF.

WE CERTIFY THE PRICES ABOVE TO BE TRUE AND CORRECT

CROWN EQUIPMENT CORPORATION

DUPLICATE 1

SERVICE ORDER NO

lift trucks

4260 COMMUNICATIONS DR
NORCROSS GA 30093
PHONE 770/381-4999 FAX 770/381-0576
SERVICE/PARTS 770/564-3413

ATL-411550

CUST NO 592	CUST NAME Heady Distributing	CUST PHONE 792-2000	CUST P.O.
JOB LOCATION 4820 W. Church Lane Smyrna	CONTACT Billy	CALL NO	
MAKE Crown	MODEL PE3520-60	MACH SERIAL NO 6A157286	CUST MACH NO 4520
HR METER 3650	START DATE 3/17/03	COMP DATE 3/17/03	LOCATION/ VAN NO U-29
CUST DESC OF PROBLEM Driver Fire spins.	ACCOUNT NO 4300-0400	TRAVEL CODE	

TECHNICAL DIAGNOSIS

**SERVICE
PERFORMED**

SERVICE PERFORMED: Found drive tire worn out during a test. Took the old drive tire and axle out. Put new drive tire and axle in.

*Energy Control Procedures for Crown Lift Trucks are set forth in the appropriate Lift Truck Service Manual. By signing below, Customer acknowledges that:

- *Customer has reviewed these procedures before the service works begins
- *Customer agrees to inform Crown service personnel of any of Customer s energy control procedures that may apply at or near the worksite where service work is performed
- *Customer will take steps to ensure that any of its employees working on or near the service work understand and will comply with these procedures

SAFETY NOTES

[illegible]

OF 4343 ATL Rev 05/02

REPAIR AUTHORIZATION SIGNATURE

TITLE


CUSTOMER SIGNATURE

TITLE

BOTH SERVICE ORDER AND ANY REQUISITIONS
ISSUED MUST BE UTILIZED TO DETERMINE ALL
PARTS AND QUANTITIES SHOWN ON INVOICE

FAILURE CODES

- | | | |
|------------------------|---------------|-------------------|
| 1) GENERAL (TIRES ETC) | 4) ELECTRICAL | 7) LIFT STRUCTURE |
| 2) HYDRAULICS | 5) BRAKES | 8) CYLINDER |



SHIP TO JERRY BURTON-G- MRG /PETE CREEL-WHS
HEAD DISTRIBUTING CO
4820 N CHURCH LANE
SMYRNA, GA 30080

DUPLICATE 1

SERVICE ORDER NO

ATL-413036

lift trucks

4260 COMMUNICATIONS DR
NORCROSS, GA 30093
PHONE 770/381-4999 FAX 770/381-0576
SERVICE/PARTS 770/564-3413

CUST NO	592	CUST NAME	Head Distributing	CUST PHONE	792-2000	CUST P O	
JOB LOCATION	4820 W. Church Lane Smyrna			CONTACT	Billy	CALL NO	3206
MAKE	Crown	MODEL	RC 3020-30	MACH SERIAL NO	1A204699	CUST MACH NO	#F1
HR METER	9575	START DATE	3/20/03	COMP DATE	3/20/03	LOCATION/VAN NO	U-29
				ACCOUNT NO	4300-0400	TRAVEL CODE	
CUST DESC OF PROBLEM	Truck won't move						

TECHNICAL DIAGNOSIS

**SERVICE
PERFORMED**

Fixed the battery cable

*Energy Control Procedures for Crown Lift Trucks are set forth in the appropriate Lift Truck Service Manual. By signing below, Customer acknowledges that:

- *Customer has reviewed these procedures before the service works begins
- *Customer agrees to inform Crown service personnel of any of Customer's energy control procedures that may apply at or near the worksite where service work is performed
- *Customer will take steps to ensure that any of its employees working on or near the service work understand and will comply with these procedures

SAFETY NOTES

[illegible]

OF 4343 ATL Rev 05/02

REPAIR AUTHORIZATION SIGNATURE _____ TITLE _____

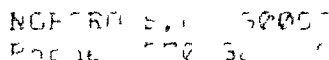
**BOTH SERVICE ORDER AND ANY REQUISITIONS
ISSUED MUST BE UTILIZED TO DETERMINE ALL
PARTS AND QUANTITIES SHOWN ON INVOICE**

P. Smith

CUSTOMER SIGNATURE TITLE

FAILURE CODES

- | FAILURE CODES | | |
|------------------------|---------------|-------------------|
| 1) GENERAL (TIRES ETC) | 4) ELECTRICAL | 7) LIFT STRUCTURE |
| 2) HYDRAULICS | 5) BRAKES | 8) CYLINDER |



SHIP TO JERRY BURTON-OP MRG /PETE CREEL-WHS
HEAD DISTRIBUTING CO
4820 N CHURCH LANE
SMYRNA, GA 30080

DUPLICATE 1

FAILURE CODES



CROWN LIFT TRUCKS
4260 COMMUNICATIONS DRIVE
NORCROSS, GA 30093
Phone 770/361-4999

Invoice A7463/96

Date 03/28/03

ORDER	NUMBER	ENTERED	TERRITORY	TO BE SHIPPED	DATE	VIA
/ /			592			Ref# M18597
S	FOB	SHIPPED	DATE	VIA	WEIGHT	CARTONS
CT 10	NORCROSS	/ /				

D TO ATTN: ACCOUNTS PAYABLE
HEAD DISTRIBUTING CO
P.O BOX 1666
SMYRNA, GA 30080

SHIP TO JERRY BURTON-OP MRG /PETE CREEL-WHS
HEAD DISTRIBUTING CO
4820 N CHURCH LANE
SMYRNA, GA 30080

RED	DESCRIPTION	BACK ORDERED	SHIPPED	UNIT PRICE	AMOUNT
*****	Cust PO: VERBAL				
***	6A151758 PC3520-60/PJ205 03/17/03	VAN29	00000		43 00
1	MS MISC. SUPPLIES			6.50	6.50
	Truck total: 49.50				
*****	Cust PO. M. STEPHENS				
***	6A151786 PE#PJ207 03/17/03	VAN29	00000		43 00
1	063011-007 88 DARK GRAY SPRAY			7 18	7 18
1	MS MISC. SUPPLIES			6 50	6.50
	Truck total 56 68				
*****	Cust PO: VERBAL				
***	6A159759 PE#PJ28 03/17/03	VAN29	00000		43.00
1	MS MISC SUPPLIES			6.50	6 50
	Truck total. 49 50				
***	6A179833 PE#PJ209 03/19/03	VAN29	00000		43.00
1	MS MISC SUPPLIES			6 50	6 50
	Truck total. 49 50				
***	6A179834 PE3520-60/PJ210 03/24/03	VAN29	00000		43.00
1	MS MISC SUPPLIES			6 50	6 50
	Truck total 49 50				
***	6A189183 PE3520-80 03/19/03	VAN29	00000		43 00
1	MS MISC SUPPLIES			6 50	6 50
	Truck total 49.50				
***	6A189550 PE3520-60/PJ213 03/19/03	VAN29	00000		43 00
1	063011-007 88 DARK GRAY SPRAY			7 18	7 18
1	MS MISC SUPPLIES			6 50	6 50
	Truck total 56 68				
	(Continued)				

THESE COMMODITIES LICENSED FOR ULTIMATE DESTINATION

RESALE CONTRARY TO U.S. LAW PROHIBITED

WE HEREBY CERTIFY THAT THESE GOODS WERE PRODUCED IN COMPLIANCE WITH ALL APPLICABLE REQUIREMENTS OF SECTION 6 7 AND 12 OF THE FAIR LABOR STANDARDS ACT

UNLESS OTHERWISE SPECIFIED, ALL PRICES ARE IN U.S. DOLLARS AND ARE SUBJECT TO THE U.S. DEPT. OF LABOR ISSUED UNDER SECTION 14 THEREOF

WE CERTIFY THE PRICES ABOVE TO BE TRUE AND CORRECT



DATE OF ORDER
11/10/03
11/10/03

DATE ()

ORDER		TERRITORY		TO BE SHIPPED	
NUMBER	ENTERED		DATE	VIA	
		592			Ref# M1859
MS	FOB	SHIPPED			
		DATE	VIA	WEIGHT	CARTONS
DET 10	NORCROSS	/ /			

BILL TO ATTN ACCOUNTS PAYABLE
HEAD DISTRIBUTING CO
P O BOX 1666
SMYRNA, GA 30080

SHIP TO TERRY BURTON-OP MRG /PETE CREEL-WHS
HEAD DISTRIBUTING CO
4820 N CHURCH LANE
SMYRNA, GA 30080

Page 2

QUANTITY	DESCRIPTION	BACK ORDERED	SHIPPED	UNIT PRICE	AMOUNT
*****	Cust PO VERBAL				
***	6A197259 PE#PJ215 03/17/03	VAN29	000000		43 00
1	MS MISC SUPPLIES			6 50	6 50
	Truck total 49 50				
	Mail payment to Crown Equipment Corporation P O. BOX 641173 CINCINNATI, OH 45264-1173			Total parts Total PM Sales tax Invoice total	66 36 344 00 3 32 413 68
	We accept MasterCard, Visa, American Express				
				4300-0500	

THESE COMMODITIES LICENSED FOR ULTIMATE DESTINATION

VERSION CONTRARY TO U.S. LAW PROHIBITED

WE HEREBY CERTIFY THAT THESE GOODS WERE PRODUCED IN COMPLIANCE WITH ALL APPLICABLE REQUIREMENTS OF SECTION 6 7 AND 12 OF THE FAIR LABOR STANDARDS ACT
AS AMENDED AND OF REGULATIONS AND ORDERS OF THE U.S. DEPT. OF LABOR ISSUED UNDER SECTION 14 THEREOF

WE CERTIFY THE PRICES ABOVE TO BE TRUE AND CORRECT



Pallet Trucks

Planned Maintenance

Inspection Report

HEAD DISTRIBUTING CO No 592

Address 4820 N CHURCH LANE, SMYRNA

Model PE#PJ215, Serial No 6A197259

Month Due March, Freq 1, Geo Area 29

Comments BILLY CHILDERS 404792-2000

Customer

No

Date

Account

Travel Time

Prod Time

On 3:30

On 2:30

Head

6A197259

4390-0590

1.0

#PJ215

Date

Hr

Meter Reading(s)

Make

Serial No

Customer P O No

3/17/03

693

Crown

PE352060

6A197259

1. VISUAL INSPECTION

A. Oil Leaks

B. Tire & Wheel Conditions

• Drive Tire

• R.H. Caster

• L.H. Caster

• R.H. Load Wheel

• L.H. Load Wheel

C. Safety Decals & Capacity Plates in Place

2. BATTERY & CABLES

A. Battery Condition

B. Water Level

C. Water Added

D. Cable Condition

E. Receptacle Condition

3. CLEAN & LUBRICATE

A. Blow Off Truck

B. Lubricate All Zerk Fittings

• Actuator Shaft Assembly

• Tension Bar

• Risers

• Fork Assembly

• Yokes

C. Lubricate Brake Linkage

D. Lubricate Door Hinges

E. Lubricate Miscellaneous Linkages

4. HYDRAULIC SYSTEM

A. Pump & Motor Mounting Secure

B. Oil Level & Condition

C. Leaks Cylinder & Hydraulic Unit

D. Hose & Fitting Conditions

E. Motor Brush & Armature Conditions

5. DRIVE UNIT

A. Fluid Level

B. Check For Leaks

C. Motor Mounting Secure

D. Brush & Armature Condition

6. CONTROL WIRING & SWITCHES

A. Wire Conditions

B. Wire Connections Secure

C. Control Switches in Handle

D. Lift Limit Switch

E. Pump Solenoid

F. Safety Reverse Switch

7. POWER CABLES

A. Power Cable Conditions

B. Power Cable Connections

C. Resistor Connections

8. CONTACTOR PANEL & POWER CONTACTOR

A. F & R Tip Conditions

B. F & R Switchette Operation

C. Time Delay Relay

9. BRAKES

A. Linkage

B. Adjustment (a)

C. Shoes

D. Drum

E. Split Bushing Key

10. STEERING

A. Drive Unit Rollers

11. FREEZER CONDITION TRUCKS

A. Heater(s) Operation

B. Wiring Condition

12. OPERATIONAL CHECK & TEST DRIVE

A. Horn

B. Brake Switch

C. Verify Brake Operation

D. Stopping Distance (a)

E. Plugging (b)

F. Lift Lower Operation

G. Travel Speeds (1st and 3rd)

H. Lift Limit Switch

13. WIPE OFF TRUCK & CLEAN AREA

MAR 26 2003
Right caster assembly is weak. It will need replacing soon.**IMPORTANT** Refer to Service Manual, Service Bulletins & other pertinent technical publications for details on inspection, lubrication & adjustment

- (a) See applicable service manual for brake adjustment procedures and recommended stopping distances
 (b) See applicable service manual for proper settings

Comments

Second speed contactor tips

are burnt. They will replace them.

Removal plastic from caster wheels

M. Smith

Service Technician

Codes

√ = OK

A = Adjust

R = Repair

U = Urgent



Pallet Trucks

Planned Maintenance

Inspection Report

HEAD DISTRIBUTING CO No 592

Address 4820 N CHURCH LANE, SMYRNA

Model PE3520-60/PJ213, Serial No 6A189550

Month Due March, Freq 1, Geo Area 29

Comments BILLY CHILDERS

Customer

S/O No

Date

Account

Travel Time

Prod Time

Off

On

S.O. 4/3027

Head

6A189550

3/19/03 4300-0570

#PJ213

2:00

1:00

Date 3/19/03 H Meter Reading(s) not working Make Crown PE3520-60 Serial No 6A189550 Customer P O No

1. VISUAL INSPECTION	4. HYDRAULIC SYSTEM	9. BRAKES
A Oil Leaks	A Pump & Motor Mounting Secure	A Linkage
B Tire & Wheel Conditions	B Oil Level & Condition	B Adjustment (a)
• Drive Tire	C Leaks Cylinder & Hydraulic Unit	C Shoes
• R H Caster	D Hose & Fitting Conditions	D Drum
• L H Caster	E Motor Brush & Armature Conditions	E Split Bushing Key
• R H Load Wheel	5. DRIVE UNIT	10. STEERING
• L H Load Wheel	A. Fluid Level	A Drive Unit Rollers
C Safety Decals & Capacity Plates in Place	B Check For Leaks	11. FREEZER CONDITION TRUCKS
2. BATTERY & CABLES	C Motor Mounting Secure	A Heater(s) Operation
A Battery Condition	D Brush & Armature Condition	B Wiring Condition
B Water Level	6. CONTROL WIRING & SWITCHES	12. OPERATIONAL CHECK & TEST DRIVE
C Water Added	A Wire Conditions	A Horn
D Cable Condition	B Wire Connections Secure	B Brake Switch
E Receptacle Condition	C Control Switches in Handle	C Verify Brake Operation
3. CLEAN & LUBRICATE	D Lift Limit Switch	D Stopping Distance (a)
A Blow Off Truck	E Pump Solenoid	E Plugging (b)
B Lubricate All Zerk Fittings	F Safety Reverse Switch	F Lift Lower Operation
• Actuator Shaft Assembly	7. POWER CABLES	G Travel Speeds (1st, 2nd 3rd)
• Tension Bar	A Power Cable Conditions	H Lift Limit Switch
• Risers	B Power Cable Connections	13. WIPE OFF TRUCK & CLEAN AREA
• Fork Assembly	C Resistor Connections	
• Yokes	8. CONTACTOR PANEL & POWER CONTACTOR	
C Lubricate Brake Linkage	A F & R Tip Conditions	
D Lubricate Door Hinges	B F & R Switchette Operation	
E Lubricate Miscellaneous Linkages	C Time Delay Relay	

MAR 26 2003

IMPORTANT Refer to Service Manual, Service Bulletins & other pertinent technical publications for details on inspection, lubrication & adjustment

- (a) See applicable service manual for brake adjustment procedures and recommended stopping distances
(b) See applicable service manual for proper settings

Comments

Drive shaft needs replacing
I will replace it
needs replacing I will fix it

Authorized Signature

Service Technician

Codes

√ = OK

A = Adjust

R = Repair

U = Urgent



Pallet Trucks

Planned Maintenance
Inspection Report

HEAD DISTRIBUTING CO No 592

Address 4820 N CHURCH LANE, SMYRNA

Model PE3520 80, Serial No 6A189183

Month Due March, Freq 1, Geo Area 29

Comments PETE CREEL 404792-2000

Customer	Head	Off	5:40 ⁸
PO No	6A189183	Travel Time	1.0
Date	3/19/03	Prod Time	2:00
Account	4500-0590		
	#70211		

Date	3/19/03	Hr Meter Reading(s)	1765	Make	Crown PE352060	Serial No	6A189183	Customer P O No	
------	---------	---------------------	------	------	----------------	-----------	----------	-----------------	--

1. VISUAL INSPECTION	4. HYDRAULIC SYSTEM	9. BRAKES
A. Oil Leaks	A. Pump & Motor Mounting Secure	A. Linkage
B. Tire & Wheel Conditions	B. Oil Level & Condition	B. Adjustment (a)
• Drive Tire	C. Leaks Cylinder & Hydraulic Unit	C. Shoes
• R H Caster	D. Hose & Fitting Conditions	D. Drum
• L H Caster	E. Motor Brush & Armature Conditions	E. Split Bushing Key
• R H Load Wheel	5. DRIVE UNIT	10. STEERING
• L H Load Wheel	A. Fluid Level	A. Drive Unit Rollers
C. Safety Decals & Capacity Plates in Place	B. Check For Leaks	11. FREEZER CONDITION TRUCKS
2. BATTERY & CABLES	C. Motor Mounting Secure	A. Heater(s) Operation
A. Battery Condition	D. Brush & Armature Condition	B. Wiring Condition
B. Water Level	6. CONTROL WIRING & SWITCHES	12. OPERATIONAL CHECK & TEST
C. Water Added	A. Wire Conditions	DRIVE
D. Cable Condition	B. Wire Connections Secure	A. Horn
E. Receptacle Condition	C. Control Switches in Handle	B. Brake Switch
3. CLEAN & LUBRICATE	D. Lift Limit Switch	C. Verify Brake Operation
A. Blow Off Truck	E. Pump Solenoid	D. Stopping Distance (a)
B. Lubricate All Zerk Fittings	F. Safety Reverse Switch	E. Plugging (b)
• Actuator Shaft Assembly	7. POWER CABLES	F. Lift Lower Operation
• Tension Bar	A. Power Cable Conditions	G. Travel Speeds (1st, 2nd 3rd)
• Risers	B. Power Cable Connections	H. Lift Limit Switch
• Fork Assembly	C. Resistor Connections	13. WIPE OFF TRUCK & CLEAN AREA
• Yokes	8. CONTACTOR PANEL & POWER CONTACTOR	
C. Lubricate Brake Linkage	A. F & R Tip Conditions	
D. Lubricate Door Hinges	B. F & R Switchette Operation	
E. Lubricate Miscellaneous Linkages	C. Time Delay Relay	

V-29

IMPORTANT Refer to Service Manual, Service Bulletins & other pertinent technical publications for details on inspection, lubrication & adjustment

- (a) See applicable service manual for brake adjustment procedures and recommended stopping distances
(b) See applicable service manual for proper settings

Comments

Fixed the hour meter. Battery connected on the truck is broken. I will replace it. Right caster assembly is weak.

Authorized Signature

J. Smith

Service Technician

[Signature]

Codes
✓ = OK
A = Adjust
R = Repair
U = Urgent



Comments BILLY CHILDERS

Customer	Lead		Off	1005
PO No	4479834	Travel Time	TC	
Date	5/24/02	Account	4300-0590	on 1/36
			4479834	

Date	Hr Meter Reading(s)	Make	Serial No.	Customer P O No
3/24/03	not working	Crown PE352060	6H17834	

MAR 26 2003

1. VISUAL INSPECTION	4. HYDRAULIC SYSTEM	9. BRAKES
A. Oil Leaks	A Pump & Motor Mounting Secure	A Linkage
B. Tire & Wheel Conditions	B Oil Level & Condition	B Adjustment (a)
• Drive Tire	C Leaks Cylinder & Hydraulic Unit	C Shoes
• R H Caster	D Hose & Fitting Conditions	D Drum
• L.H. Caster	E Motor Brush & Armature Conditions	E Split Bushing Key
• R.H. Load Wheel	5. DRIVE UNIT	10. STEERING
• L.H. Load Wheel	A Fluid Level	A Drive Unit Rollers
C Safety Decals & Capacity Plates in Place	B Check For Leaks	11. FREEZER CONDITION TRUCKS
2. BATTERY & CABLES	C Motor Mounting Secure	A Heater(s) Operation
A Battery Condition	D. Brush & Armature Condition	B Wiring Condition
B. Water Level	6. CONTROL WIRING & SWITCHES	12. OPERATIONAL CHECK & TEST DRIVE
C. Water Added	A Wire Conditions	A Horn
D Cable Condition	B Wire Connections Secure	B Brake Switch
E Receptacle Condition	C Control Switches in Handle	C Verify Brake Operation
3. CLEAN & LUBRICATE	D Lift Limit Switch	D Stopping Distance (a)
A Blow Off Truck	E Pump Solenoid	E Plugging (b)
B Lubricate All Zerk Fittings	F Safety Reverse Switch	F Lift Lower Operation
• Actuator Shaft Assembly	7. POWER CABLES	G Travel Speeds (1st, 2nd, 3rd)
• Tension Bar	A Power Cable Conditions	H Lift Limit Switch
• Risers	B Power Cable Connections	13. WIPE OFF TRUCK & CLEAN AREA
• Fork Assembly	C Resistor Connections	
• Yokes	8. CONTACTOR PANEL & POWER CONTACTOR	
C Lubricate Brake Linkage	A F & R Tip Conditions	
D Lubricate Door Hinges	B F & R Switchette Operation	
E Lubricate Miscellaneous Linkages	C Time Delay Relay	

V-29

Comments

Comments Removed plastic from the wheels

Authorized Signature

Fr. Smith

Service Technician

Printed in U S A

Codes
 ✓ = OK
 A = Adjust
 R = Repair
 U = Urgent



Pallet Trucks

Planned Maintenance

Inspection Report

HEAD DISTRIBUTING CO No 592

Address 4820 N CHURCH LANE, SMYRNA

Model PE#PJ209, Serial No 6A179833

Month Due March, Freq 1, Geo Area 29

Comments BILLY CHILDERS

Customer

S.O. No

Date

Account

Travel Time

Prod Time

Off

On

S.O. 413033

Head

6A179833

5/19/03

4300-0520

.5

10

10:00

PE open

8:30

PJ209

Date

Hr Meter Reading(s)

Make

Serial No

Customer P O No

5/19/03

1500

Crown PE352060

6A179833

MAR 26 2003

1 VISUAL INSPECTION	4 HYDRAULIC SYSTEM	9 BRAKES
A. Oil Leaks	A Pump & Motor Mounting Secure	A Linkage
B. Tire & Wheel Conditions	B Oil Level & Condition	B Adjustment (a)
• Drive Tire	C Leaks Cylinder & Hydraulic Unit	C Shoes
• R H Caster wheel	D Hose & Fitting Conditions	D Drum
• L H Caster	E Motor Brush & Armature Conditions	E Split Bushing Key
• R H Load Wheel	5 DRIVE UNIT	10 STEERING
• L H Load Wheel	A Fluid Level	A Drive Unit Rollers
C Safety Decals & Capacity Plates in Place	B Check For Leaks	11 FREEZER CONDITION TRUCKS
2 BATTERY & CABLES	C Motor Mounting Secure	A Heater(s) Operation
A Battery Condition	D Brush & Armature Condition	B Wiring Condition
B Water Level	6 CONTROL WIRING & SWITCHES	12 OPERATIONAL CHECK & TEST
C Water Added	A Wire Conditions	DRIVE
D Cable Condition	B Wire Connections Secure	A Horn
E Receptacle Condition	C Control Switches in Handle	B Brake Switch
3. CLEAN & LUBRICATE	D Lift Limit Switch	C Verify Brake Operation
A Blow Off Truck	E Pump Solenoid	D Stopping Distance (a)
B Lubricate All Zerk Fittings	F Safety Reverse Switch	E Plugging (b)
• Actuator Shaft Assembly	7 POWER CABLES	F Lift Lower Operation
• Tension Bar	A Power Cable Conditions	G Travel Speeds (1st, 2nd 3rd)
• Risers	B Power Cable Connections	H Lift Limit Switch
• Fork Assembly	C Resistor Connections	13 WIPE OFF TRUCK & CLEAN AREA
• Yokes	8 CONTACTOR PANEL & POWER CONTACTOR	
C Lubricate Brake Linkage	A F & R Tip Conditions	
D Lubricate Door Hinges	B F & R Switchette Operation	
E Lubricate Miscellaneous Linkages	C Time Delay Relay	

V-29

IMPORTANT Refer to Service Manual, Service Bulletins & other pertinent technical publications for details on inspection, lubrication & adjustment

- (a) See applicable service manual for brake adjustment procedures and recommended stopping distances
(b) See applicable service manual for proper settings

Comments

Right caster wheel is cut
up I will replace it

Codes

√ = OK

A = Adjust

R = Repair

U = Urgent

Authorized Signature

M. Smith

Service Technician



Pallet Trucks

Planned Maintenance

Inspection Report

HEAD DISTRIBUTING CO No 592

Address 4820 N CHURCH LANE, SMYRNA

Model PE#PJ28, Serial No 6A159759

Month Due March, Freq 1, Geo Area 29

Comments BILLY CHILDERS 770/792-2000

F 2007

Customer

No

Date

3/17/03

Adjustment

#PJ28

Travel Time

Prod Time

Off 1:00⁶

On 12:00

1.0

1.0

1.0

1.0

1.0

1.0

1.0

1.0

1.0

1.0

1.0

1.0

1.0

1.0

1.0

1.0

1.0

1.0

1.0

1.0

1.0

1.0

1.0

1.0

1.0

1.0

1.0

1.0

1.0

1.0

1.0

1.0

1.0

1.0

1.0

1.0

1.0

1.0

1.0

1.0

1.0

1.0

1.0

Date 3/17/03 Hr Meter Reading(s) 2920 Make Crown PE352060 Serial No 6A159759 Customer P O No

1 VISUAL INSPECTION	4 HYDRAULIC SYSTEM	9 BRAKES
A Oil Leaks	A Pump & Motor Mounting Secure	A Linkage
B Tire & Wheel Conditions	B Oil Level & Condition	B Adjustment (a)
• Drive Tire	C Leaks Cylinder & Hydraulic Unit	C Shoes
• R H Caster	D Hose & Fitting Conditions	D Drum
• L H Caster	E Motor Brush & Armature Conditions	E Split Bushing Key
• R H Load Wheel	5 DRIVE UNIT	10 STEERING
• L H Load Wheel	A Fluid Level	A Drive Unit Rollers
C Safety Decals & Capacity Plates in Place	B Check For Leaks	11 FREEZER CONDITION TRUCKS
2 BATTERY & CABLES	C Motor Mounting Secure	A Heater(s) Operation
A Battery Condition	D Brush & Armature Condition	B Wiring Condition
B Water Level	6 CONTROL WIRING & SWITCHES	12 OPERATIONAL CHECK & TEST DRIVE
C Water Added	A Wire Conditions	A Horn
D Cable Condition	B Wire Connections Secure	B Brake Switch
E Receptacle Condition	C Control Switches in Handle	C Verify Brake Operation
3 CLEAN & LUBRICATE	D Lift Limit Switch	D Stopping Distance (a)
A Blow Off Truck	E Pump Solenoid	E Plugging (b)
B Lubricate All Zerk Fittings	F Safety Reverse Switch	F Lift Lower Operation
• Actuator Shaft Assembly	7 POWER CABLES	G Travel Speeds (1st 2nd, 3rd)
• Tension Bar	A Power Cable Conditions	H Lift Limit Switch
• Risers	B Power Cable Connections	13 WIPE OFF TRUCK & CLEAN AREA
• Fork Assembly	C Resistor Connections	
• Yokes	8 CONTACTOR PANEL & POWER CONTACTOR	
C Lubricate Brake Linkage	A F & R Tip Conditions	
D Lubricate Door Hinges	B F & R Switchette Operation	
E Lubricate Miscellaneous Linkages	C Time Delay Relay	

MAR 26 2003

IMPORTANT Refer to Service Manual, Service Bulletins & other pertinent technical publications for details on inspection, lubrication & adjustment

- (a) See applicable service manual for brake adjustment procedures and recommended stopping distances
(b) See applicable service manual for proper settings

Comments

Remove plastic from the
caster wheels

Codes

√ = OK

A = Adjust

R = Repair

U = Urgent

Authorized Signature

M. Smith

Service Technician

Daniel H. Smith



HEAD DISTRIBUTING CO No 592

Address 4820 N CHURCH LANE, SMYRNA

Model PE#PJ207, Serial No 6A151786

Month Due March, Freq 1, Geo Area 29

Comments MIKE STEPHENS 792-2000

Pallet Trucks

Planned Maintenance
Inspection Report

Customer Hegel Off 10:00
No 6A151786 Travel Time 1.0 Prod Time 9:00
Date 3/17/03 Account 430010500 # PJ207

Date 3/17/03 Hr Meter Reading(s) 3650 Make Crown PE352060 Serial No 6A151786 Customer P O No

1. VISUAL INSPECTION	4. HYDRAULIC SYSTEM	9. BRAKES
A Oil Leaks	A Pump & Motor Mounting Secure	A Linkage
B Tire & Wheel Conditions	B Oil Level & Condition	B Adjustment (a)
• Drive Tire	C Leaks Cylinder & Hydraulic Unit	C Shoes
• R H Caster	D Hose & Fitting Conditions	D Drum
• L H Caster	E Motor Brush & Armature Conditions	E Split Bushing Key
• R H Load Wheel	5. DRIVE UNIT	10. STEERING
• L H Load Wheel	A Fluid Level	A Drive Unit Rollers
C Safety Decals & Capacity Plates in Place	B Check For Leaks	11. FREEZER CONDITION TRUCKS
2. BATTERY & CABLES	C Motor Mounting Secure	A Heater(s) Operation
A Battery Condition	D Brush & Armature Condition	B Wiring Condition
B Water Level	6. CONTROL WIRING & SWITCHES	12. OPERATIONAL CHECK & TEST DRIVE
C Water Added	A Wire Conditions	A Horn
D Cable Condition	B Wire Connections Secure	B Brake Switch
E Receptacle Condition	C Control Switches in Handle	C Verify Brake Operation
3. CLEAN & LUBRICATE	D Lift Limit Switch	D Stopping Distance (a)
A Blow Off Truck	E Pump Solenoid	E Plugging (b)
B Lubricate All Zerk Fittings	F Safety Reverse Switch	F Lift Lower Operation
• Actuator Shaft Assembly	7. POWER CABLES	G Travel Speeds (1st, 2nd, 3rd)
• Tension Bar	A Power Cable Conditions	H Lift Limit Switch
• Risers	B Power Cable Connections	13. WIPE OFF TRUCK & CLEAN AREA
• Fork Assembly	C Resistor Connections	
• Yokes	8. CONTACTOR PANEL & POWER CONTACTOR	
C Lubricate Brake Linkage	A F & R Tip Conditions	
D Lubricate Door Hinges	B F & R Switchette Operation	
E Lubricate Miscellaneous Linkages	C Time Delay Relay	

IMPORTANT Refer to Service Manual, Service Bulletins & other pertinent technical publications for details on inspection, lubrication & adjustment

- (a) See applicable service manual for brake adjustment procedures and recommended stopping distances
(b) See applicable service manual for proper settings

Comments One spring in handle is broken.
Drive tire needs replacing. I will
replace it. Put water in the battery.

Authorized Signature Jim Smith

Service Technician Harold Steiner

Codes
✓ = OK
A = Adjust
R = Repair
U = Urgent



Pallet Trucks

Planned Maintenance

Inspection Report

HEAD DISTRIBUTING CO No 592

Address 4820 N CHURCH LANE, SMYRNA

Model PC3520-60/PJ205, Serial No 6A151758

Month Due March, Freq 1, Geo Area 29

Comments BILLY CHILDERS 792-2000

Customer

No

Date

Account

Travel

Prod

On 9:00

On 8:00

Date 3/17/03 Meter Reading(s) 2304 Make Crown PC352060 Serial No 6A151758 Customer P O No

MAR 26 2003

1. VISUAL INSPECTION	4. HYDRAULIC SYSTEM	9. BRAKES
A Oil Leaks	A Pump & Motor Mounting Secure	A Linkage
B Tire & Wheel Conditions	B Oil Level & Condition	B Adjustment (a)
• Drive Tire	C Leaks Cylinder & Hydraulic Unit	C Shoes
• R H Caster	D Hose & Fitting Conditions	D Drum
• L H Caster	E Motor Brush & Armature Conditions	E Split Bushing Key
• R H Load Wheel	5. DRIVE UNIT	10. STEERING
• L H Load Wheel	A Fluid Level	A Drive Unit Rollers
C Safety Decals & Capacity Plates in Place	B Check For Leaks	11. FREEZER CONDITION TRUCKS
2. BATTERY & CABLES	C Motor Mounting Secure	A Heater(s) Operation
A Battery Condition	D Brush & Armature Condition	B Wiring Condition
B Water Level	6. CONTROL WIRING & SWITCHES	12. OPERATIONAL CHECK & TEST
C Water Added	A Wire Conditions	DRIVE
D Cable Condition	B Wire Connections Secure	A Horn
E Receptacle Condition	C Control Switches in Handle	B Brake Switch
3. CLEAN & LUBRICATE	D Lift Limit Switch	C Verify Brake Operation
A Blow Off Truck	E Pump Solenoid	D Stopping Distance (a)
B Lubricate All Zerk Fittings	F Safety Reverse Switch	E Plugging (b)
• Actuator Shaft Assembly	7. POWER CABLES	F Lift Lower Operation
• Tension Bar	A Power Cable Conditions	G Travel Speeds (1st, 2nd, 3rd)
• Risers	B Power Cable Connections	H Lift Limit Switch
• Fork Assembly	C Resistor Connections	13. WIPE OFF TRUCK & CLEAN AREA
• Yokes	8. CONTACTOR PANEL & POWER CONTACTOR	
C Lubricate Brake Linkage	A F & R Tip Conditions	
D Lubricate Door Hinges	B F & R Switchette Operation	
E Lubricate Miscellaneous Linkages	C Time Delay Relay	

IMPORTANT Refer to Service Manual, Service Bulletins & other pertinent technical publications for details on inspection, lubrication & adjustment

- (a) See applicable service manual for brake adjustment procedures and recommended stopping distances
(b) See applicable service manual for proper settings

Comments

Removal of plastic from the wheels

Codes

√ = OK
A = Adjust
R = Repair
U = Urgent

Authorized Signature

Service Technician



CROWN LIFE TALKERS
4250 COMMON FIDONE DRIVE
NORCROSS, GA 30093
Phone 770/381-4995

Invoice # 17-404-02

Date 07/31/03

ORDER	NUMBER	ENTERED	TERRITORY	TO BE SHIPPED	VIA
				DATE	
3/27/03	-MIKE TIMCHO		592		VAN29 Ref# S13034
IS	FOB	SHIPPED	DATE	WIA	WEIGHT
3/10	NORCROSS	03/27/03			

TO ATTN ACCOUNTS PAYABLE
HEAD DISTRIBUTING CO
P.O. BOX 1666
SMYRNA, GA 30080

SHIP TO JERRY BURTON-OP MRG./PETE CREEL-WHS
HEAD DISTRIBUTING CO
4820 N CHURCH LANE
SMYRNA, GA 30080

RED	DESCRIPTION	BACK ORDERED	SHIPPED	UNIT PRICE	AMOUNT
	Serial # 6A189183				
	Model # PE3520-60				
1	077917-002			10.54	10 54
1	SS2			7 50	7 50
Mail payment to Crown Equipment Corporation P.O. BOX 641173 CINCINNATI, OH 45264-1173				Total parts	18 04
				Total labor	38 50
				Frts & hdlg	0 00
				Zone charges	0 00
				Sales tax	0.90
We accept MasterCard, Visa, American Express				Invoice total	57 44
				4300-0400	

USE COMMODITIES LICENSED FOR ULTIMATE DESTINATION

REVISION CONTRARY TO U.S. LAW PROHIBITED

HEREBY CERTIFY THAT THESE GOODS WERE PRODUCED IN COMPLIANCE WITH ALL APPLICABLE REQUIREMENTS OF SECTION 6 7 AND 12 OF THE FAIR LABOR STANDARDS ACT
MENDED AND OF REGULATIONS AND ORDERS OF THE U.S. DEPT. OF LABOR ISSUED UNDER SECTION 14 THEREOF
CERTIFY THE PRICES ABOVE TO BE TRUE AND CORRECT

4260 COMMUNICATIONS DR
NORCROSS GA 30093
PHONE 770/381 4999 FAX 770/381-0576
SERVICE/PARTS 770/564-3413

SERVICE ORDER NO

ATL-413034

CUST NO 592	CUST NAME Heady Distributing	CUST PHONE 792-2000	CUST P.O.
JOB LOCATION 4820 W. Church Lane Smyrna	CONTACT Billy	CALL NO	
MAKE Crown	MODEL PE352060	MACH SERIAL NO 6A189183	CUST MAG# #7521
HR METER 1765	START DATE 3/27/03	COMP DATE 3/27/03	LOCATION VAN NO V-29
CUST DESC OF PROBLEM Batteries connected is broken	ACCOUNT NO 4300-0400	TRAVEL CODE	

TECHNICAL DIAGNOSIS

**SERVICE
PERFORMED**

- *Customer has reviewed these procedures before the service works begins
- *Customer agrees to inform Crown service personnel of any of Customer s energy control procedures that may apply at or near the worksite where service work is performed
- *Customer will take steps to ensure that any of its employees working on or near the service work understand and will comply with these procedures

SAFETY NOTES

[illegible]

OF 4343 ATL Rev 05/02

Mark Wahl
CUSTOMER SIGNATURE

BOTH SERVICE ORDER AND ANY REQUISITIONS
ISSUED MUST BE UTILIZED TO DETERMINE ALL
PARTS AND QUANTITIES SHOWN ON INVOICE

FAILURE CODES

- | | | |
|-------------------------|---------------|-------------------|
| 1) GENERAL (TIRES ETC) | 4) ELECTRICAL | 7) LIFT STRUCTURE |
| 2) HYDRAULICS | 5) BRAKES | 8) CYLINDER |

SERVICE ORDER NO

lift trucks

4260 COMMUNICATIONS DR
NORCROSS, GA 30093
PHONE 770/381 4999 FAX 770/381-0576
SERVICE/PARTS 770/564-3413

ATL-411544

CUST NO 592	CUST NAME Hegal Distributing	CUST PHONE 792-2090	CUST P.O.
JOB LOCATION 4820 W. Church Lane Smyrna	CONTACT Billy	CALL NO	
MAKE Crown	MODEL VLCR020-30	MACH SERIAL NO 1A227799	CUST MACH NO #779
HR METER 6100	START DATE 3/10/03	COMP DATE 3/27/03	LOCATION/VAN NO V-29
		ACCOUNT NO 4300-0400	TRAVEL CODE
CUST DESC OF PROBLEM Want burnt tips replaced. Want brakes fixed			

TECHNICAL DIAGNOSIS

SERVICE PERFORMED

SERVICE PERFORMED On 3/10 replaced forward and reverse contactors
Took pump clutches apart. Put a tip kit in it. Reassembled
on 3/27. Took brake parts off. Put new friction plate
on. Put brake parts back on.

*Energy Control Procedures for Crown Lift Trucks are set forth in the appropriate Lift Truck Service Manual. By signing below, Customer acknowledges that:

*Customer has reviewed these procedures before the service works begins

*Customer agrees to inform Crown service personnel of any of Customer's energy control procedures that may apply at or near the worksite where service work is performed

*Customer will take steps to ensure that any of its employees working on or near the service work understand and will comply with these procedures

SAFETY NOTES

1-117162 4-113913 2-1167945

[illegible]

REPAIR AUTHORIZATION SIGNATURE _____

TITLE

OF 4343 ATL Rev 05/02

CUSTOMER SIGNATURE

TITLE

**BOTH SERVICE ORDER AND ANY REQUISITIONS
ISSUED MUST BE UTILIZED TO DETERMINE ALL
PARTS AND QUANTITIES SHOWN ON INVOICE**

FAILURE CODES

1) GENERAL (TIRES ETC)	4) ELECTRICAL	7) LIFT STRUCTURE
2) HYDRAULICS	5) BRAKES	8) CYLINDER

ORDER		TERRITORY		TO BE SHIPPED	
NUMBER	ENTERED		DATE	VIA	
203/26 0	- MIKE LIMCHO			VAN25 RA17 S15044	
IMS		FOB		SHIPPED	
		DATE	VIA	WEIGHT	CARTON
NET 12		NORCROSS	00/26 00		

OLD TO ATIN ACCOUNTS PAYABLE
HEAD DISTRIBUTING CO
P O. BOX 1666
SMYRNA, GA 30080

SHIP TO LARRY BURTON-OP MRG /PETE CREEL-WHS
HEAD DISTRIBUTING CO
4820 N CHURCH LANE
SMYRNA, GA 30080

[illegible]

THESE COMMODITIES LICENSED FOR ULTIMATE DESTINATION

VERSION CONTRARY TO U S LAW PROHIBITED

WE HEREBY CERTIFY THAT THESE GOODS WERE PRODUCED IN COMPLIANCE WITH ALL APPLICABLE REQUIREMENTS OF SECTION 6 7 AND 12 OF THE FAIR LABOR STANDARDS ACT

WE HEREBY CERTIFY THAT THESE GOODS WERE PRODUCED IN ACCORDANCE WITH THE RELEVANT REQUIREMENTS OF THE ACT AND OF REGULATIONS AND ORDERS OF THE U.S. DEPT. OF LABOR ISSUED UNDER SECTION 14 THEREOF.

WE CERTIFY THE PRICES ABOVE TO BE TRUE AND CORRECT

SERVICE ORDER NO



lift trucks

4260 COMMUNICATIONS DR
NORCROSS, GA 30093
PHONE 770/381-4999 FAX 770/381-0576
SERVICE/PARTS 770/564-3413

ATL-413044

CUST NO	592	CUST NAME	Heady Distributing	CUST PHONE	792-2000	CUST P O		
JOB LOCATION	4820 W. Church Lane Smyrna			CONTACT	Billy	CALL NO		
MAKE	FVRW		MODEL	PE3520-60	MACH SERIAL NO	6H/895501	CUST MACH NO	#213
HR METER	Working	START DATE	3/6/03	COMP DATE	3/6/03	LOCATION VAN NO	U29	
					ACCOUNT NO	4300-0400	TRAVEL CODE	
CUST DESC OF PROBLEM	Truck won't move							

TECHNICAL DIAGNOSIS

SERVICE PERFORMED

Checked the truck out. Truck had pin broken in brake gun. Took the handle and parts off. Replaced the broken pin. Put handle back on. Also replaced the brake switch. Switch was broken.

*Energy Control Procedures for Crown Lift Trucks are set forth in the appropriate Lift Truck

*Energy Control Procedures for Crown Lift Trucks are set forth in the appropriate Lift Truck Service Manual. By signing below, Customer acknowledges that:

*Customer has reviewed these procedures before the service works begins

*Customer agrees to inform Crown service personnel of any of Customer's energy control procedures that may apply at or near the worksite where service work is performed

*Customer will take steps to ensure that any of its employees working on or near the service work understand and will comply with these procedures

SAFETY NOTES

[illegible]

OF 4343 ATL Rev 05/02

REPAIR AUTHORIZATION SIGNATURE _____ TITLE _____

**BOTH SERVICE ORDER AND ANY REQUISITIONS
ISSUED MUST BE UTILIZED TO DETERMINE ALL
PARTS AND QUANTITIES SHOWN ON INVOICE**

66-117 E FILE COPY

CUSTOMER SIGNATURE _____ TITLE _____

FAILURE CODES

FAILURE CODES		
1) GENERAL (TIRES ETC)	4) ELECTRICAL	7) LIFT STRUCTURE
2) HYDRAULICS	5) BRAKES	8) CYLINDER



R ORDER		TERRITORY		TO BE SHIPPED	
NUMBER	ENTERED	DATE	VIA	REF# 120244	
RMS		FOB		SHIPPED	
NET 10		NORCROSS		DATE	VIA
				WEIGHT	CARTON

OLD TO ATTN: ACCOUNTS PAYABLE HEAD DISTRIBUTING CO P.O. BOX 1666 SMYRNA, GA 30080	SHIP TO JEFF / BURTON-OP MRG / PETE CREEL-WHS HEAD DISTRIBUTING CO 4820 N CHURCH LANE SMYRNA, GA 30080
--	---

ORDERED	DESCRIPTION	BACK ORDERED	SHIPPED	UNIT PRICE	AMOUNT
*****	Cust PO: VERBAL				
***	1A249944 RC3020-30 03/27 00	VAN29	00000		84 00
1	MS MISC SUPPLIES			6 50	6 50
	Truck total 90 50				
	Mail payment to Crown Equipment Corporation P O BOX 641173 CINCINNATI, OH 45264-1173			Total parts Total PM Sales tax Invoice total	6 50 84 00 0 33 90 83
	We accept MasterCard, Visa, American Express				
				4300-0500	

THESE COMMODITIES LICENSED FOR ULTIMATE DESTINATION

VERSION CONTRARY TO U.S. LAW PROHIBITED

WE HEREBY CERTIFY THAT THESE GOODS WERE PRODUCED IN COMPLIANCE WITH ALL APPLICABLE REQUIREMENTS OF SECTION 6 7 AND 12 OF THE FAIR LABOR STANDARDS ACT
AS AMENDED AND OF REGULATIONS AND ORDERS OF THE U.S. DEPT. OF LABOR ISSUED UNDER SECTION 14 THEREOF

WE CERTIFY THE PRICES ABOVE TO BE TRUE AND CORRECT



RC = SC

Planned Maintenance
Inspection Report

CUST. NUMBER: 59. AREA: 24
CUST. NAME: HEAD DISTRIBUTING CO.
TRUCK STREET: 4820 IL. CHURCH LANE
TRUCK CITY: SMYRNA
SERIAL NO: 1A249944
MODEL: RL3020-30
DUE: FEBRUARY 1
COMMENTS: BILLY CHILDERS 770792-2000

Customer: Head
S.O. No: 1A249944
Date: 3/27/02
Account: 4300-0500
Travel Time: 20
Prod Time: 20
Off: 9:30
On: 7:30

Date: 3/27/03 Hr Meter Reading(s): 1784 Make: Crown RL302030 Serial No: 1A249944 Customer P O No:

1	VISUAL INSPECTION	4	HYDRAULIC PUMP & MOTOR	9	STEERING
A	Oil Leaks	A	Mounting Secure	A	Power Steering Operation
B	Overhead Guard	B	Hose & Fitting Conditions	B	Torque Generator
C	Mast Assembly	C	Leaks	C	Pump & Motor Secure
D	Load Backrest	D	Brush & Armature Conditions	D	Brush & Armature Condition
E	Tire & Wheel Conditions	E	Blow Brush Dust From Motor	E	Adjustment
	• Drive Tire L H	F	Cable Connections		• Upper Lower & Interim Roller Chain
	• Drive Tire R H	G	Pump Operation	F	Both U Joints Secure
	• Steer Tires	H	Apply Armorall or Clear Guard To Mast Cables & Hoses	10	HYDRAULIC SYSTEM
F	Deadman Brake Pedal	5	DRIVE UNIT	A	Oil Level & Condition
G	Lift Chain	A	Fluid Level	B	Leaks
H	Battery Retainers	B	Leaks	C	Breather Cap
I	Seat Brake Actuation	C	Secure Motor Mountings	D	Hoses & Fittings
J	Limit Switch Operation	D	Brush & Armature Conditions	E	Filters
K	Safety Decals & Capacity Plates in Place	E	Wheel Lug Bolts	11	MAST ASSEMBLY
2	BATTERY & CABLES	F	Blow Brush Dust From Motor	A	Roller & Tracking Wear or Damage
A	Battery Condition	6	POWER CABLES & CONTROL WIRING	B	Safety Latch
B	Electrolyte Level	A	Power Cable Conditions	C	Lift Chain Condition - Wear
C	Water Added	B	Power Cable Connections Secure	D	Lift Chain Adjustment
D	Cable Conditions	C	Wiring Conditions	E	Lift & Tilt Cylinder & Mount Condition
E	Receptacle Conditions	D	Wiring Connections Secure	F	Mounting Bolts to Power Unit Secure
F	Battery Retainer	7	CONTACTOR PANEL & POWER CONTACTORS	G	Control Cables
G	Battery Retainer Condition	A	F & R Tip Condition	H	Limit Switch
H	All Wiring Harness Connectors	B	F & B Switchette Operation	I	Overhead Guard Bolts Tight
3	CLEAN & LUBRICATE	C	Pump & 1A Power Tip Condition	12	FREEZER CONDITION TRUCKS
A	Blow Off Truck	D	1A Switchette Operation	A	Heater Operation
B	Blow Low Pressure Air Over All Electrical Panels	E	Accelerator Potentiometer	B	Wiring Condition
C	Lubricate All Zerk Fittings	F	Accelerator Switch	13	OPERATIONAL CHECK & TEST DRIVE
D	Lubricate Brake Linkage	G	Accelerator Pedal	A	Hour Meter
E	Seat Brake Linkage	8	BRAKES	B	Discharge Indicator
F	Lubricate Steering Chains	A	Fluid Level & Condition (Use DOT 5 Type Fluid)	C	Horn
G	Lubricate Gears & Linkage of Multi function Control	B	Pedal Operation	D	Power ON Light
H	Lubricate Mast & Roller Assemblies	C	Brake Switch Adjustment	E	Power Disconnect
I	Lubricate Lift Chains	D	Adjustment (a)	F	Power Steering Operation
J	Lubricate Misc Linkages		• Brake R H	G	Brake Switch
K	Brake Pedal Pivot	E	Slave Cylinder Leaks	H	Verify Brake Operation
L	Interim Steer Shafts (2)	F	Master Cylinder Leaks	I	Stopping Distance (a)
M	Steer Axle	G	Brake Lines	J	Plugging (11 to 13)
N	Steer Wheel Race (2 Zerk)	H	Brake Shoes or Pads	K	Lift & Tilt Operation
O	Battery Rollers	I	Brake Drums or Rotors	L	Creep Speed
P	Lubricate Mast Free Lift Stud (TL)		• Brake R H	M	1A Contactor Operation
Q	Lubricate Lift Cylinder Guide (TT)	J	Brake Fluid Reservoir	N	High Speed Limit Switch

IMPORTANT Refer to Service Manual for details on inspection, lubrication & adjustment

(a) See applicable service manual for brake adjustment procedures and recommended stopping distances

Comments

Pump Condition, tips forward, air
pressure need replacing, it will replace
power steering motor brushes need replace. I will replace.

Authorized Signature

Serviceman


Codes

✓ = OK

A = Adjust

R = Repair

U = Urgent



SERVICE ORDER NO

4260 COMMUNICATIONS DR
NORCROSS, GA 30093
PHONE 770/381-4999 FAX 770/381-0576
SERVICE/PARTS 770/564-3413

ATL-413903

CUST NO	72	CUST NAME	Heart Distributing	CUST PHONE	792-2000	CUST PO	
JOB LOCATION	4820 W. Church Lane Smyrna			CONTACT	Billy	CALL NO	3313
MAKE	Crown	MODEL	PE352060	MACH SERIAL NO	64189183	CUST MACH NO	#1021
HR METER	64189183	START DATE	3/31/03	COMP DATE	3/31/03	LOCATION/VAN NO	V-29
CUST DESC OF PROBLEM	Truck stuck in the air, won't lower			ACCOUNT NO	43000400	TRAVEL CODE	

TECHNICAL DIAGNOSIS

**SERVICE
PERFORMED**

*Energy Control Procedures for Crown Lift Trucks are set forth in the appropriate Lift Truck Service Manual. By signing below, Customer acknowledges that:

*Customer has reviewed these procedures before the service works begins

*Customer agrees to inform Crown service personnel of any of Customer's energy control procedures that may apply at or near the worksite where service work is performed

*Customer will take steps to ensure that any of its employees working on or near the service work understand and will comply with these procedures

SAFETY NOTES

[illegible]

REPAIR AUTHORIZATION SIGNATURE

TITLE

OF 4343 ATL Rev 05/02

CUSTOMER SIGNATURE

TITLE

**BOTH SERVICE ORDER AND ANY REQUISITIONS
ISSUED MUST BE UTILIZED TO DETERMINE ALL
PARTS AND QUANTITIES SHOWN ON INVOICE**

OFFICE FILE COPY

FAILURE CODES

1) GENERAL (TIRES ETC)

4) ELECTRICAL

7) LIFT STRUCTURE

2) HYDRAULICS

5) BRAKES

8) CYLINDER

lift trucks

4260 COMMUNICATIONS DR
NORCROSS GA 30093
PHONE 770/381-4999 FAX 770/381-0576
SERVICE/PARTS 770/564 3413

PAPER REQUISITION NO

SERVICE ORDER NO

ATL-413047

STOCK CONC 198

CUST NO 592	CUST NAME Head Distributing	CUST PHONE 792-2000	CUST PO
JOB LOCATION 4820 N Church Lane Smyrna	CONTACT Billy	CALL NO	
MAKE Crown	MODEL RL3020-30	MACH SERIAL NO 1A242255	CUST MACH NO #720
HR METER 5169	START DATE 3/27/03	COMP DATE 3/27/03	LOCATION/VAN NO U-29
CUST DESC OF PROBLEM Want bad tires replaced	ACCOUNT NO 4300-0400	TRAVEL CODE	

TECHNICAL DIAGNOSIS

Found steer tires worn out. Took old tires off. Put new ones on. Put new bearings on. Greased the bearings

*Energy Control Procedures for Crown Lift Trucks are set forth in the appropriate Lift Truck Service Manual. By signing below, Customer acknowledges that

- *Customer has reviewed these procedures before the service work begins
- *Customer agrees to inform Crown service personnel of any of Customer's energy control procedures that may apply at or near the worksite where service work is performed
- *Customer will take steps to ensure that any of its employees working on or near the service work understand and will comply with these procedures

SAFETY NOTES			
QTY.	PART/REQUISITION NUMBER	FAILURE CODE	DESCRIPTION
2	126266-035-01RW		Two low profile steer tires
4	65081-28		bearings
1	M/S		mis supplies
			<div style="border: 1px solid black; border-radius: 50%; width: 100px; height: 100px; display: flex; align-items: center; justify-content: center; margin: 20px auto;"> <div style="text-align: center;"> <p>15</p> <p>29</p> </div> </div>
			TRAVEL CHARGE
			FROM TO TIME
			FROM
			SERVICE TIME
			FROM TO TIME
			1.5

[Signature]

REPAIR AUTHORIZATION SIGNATURE TITLE

OF 4343 ATL Rev 05/02


[Signature]

CUSTOMER SIGNATURE TITLE

BOTH SERVICE ORDER AND ANY REQUISITIONS ISSUED MUST BE UTILIZED TO DETERMINE ALL PARTS AND QUANTITIES SHOWN ON INVOICE

FAILURE CODES

1) GENERAL (TIRES ETC)	4) ELECTRICAL	7) LIFT STRUCTURE
2) HYDRAULICS	5) BRAKES	8) CYLINDER



SHIP TO JERRY BURTON-OF MRG /PETE CRELL WHS
HEAD DISTRIBUTING CO
4820 N CHURCH LANE
SMYRNA, GA 30080

DUPLICATE 1

SERVICE ORDER NO

ATL-413048

4260 COMMUNICATIONS DR
NORCROSS GA 30093
PHONE 770/381-4999 FAX 770/381-0576
SERVICE/PARTS 770/564-3413

CUST NO	592	CUST NAME	Head, Distributing	CUST PHONE	792-2000	CUST P O	
JOB LOCATION	4820 W. Church Lane	Smyrna	CONTACT	B. H.		CALL NO	
MAKE	Crown	MODEL	30100T	MACH SERIAL NO	1A142565	CUST MACH NO	#11
HR METER	11342	START DATE	3/27/03	COMP DATE	3/27/03	LOCATION/VAN NO	V-29
CUST DESC OF PROBLEM	Went burnt tips replaced		ACCOUNT NO	4300-0400	TRAVEL CODE		

TECHNICAL DIAGNOSIS

SERVICE PERFORMED

SERVICE PERFORMED: Found forward and reverse contactor tips burnt during a PM. Took the contactors apart. Took them apart. Put tip kits in. Put them back in.

*Energy Control Procedures for Crown Lift Trucks are set forth in the appropriate Lift Truck Service Manual. By signing below, Customer acknowledges that:

- *Customer has reviewed these procedures before the service works begins
- *Customer agrees to inform Crown service personnel of any of Customer s energy control procedures that may apply at or near the worksite where service work is performed
- *Customer will take steps to ensure that any of its employees working on or near the service work understand and will comply with these procedures

SAFETY NOTES

2-104651

[illegible]

OF 4343 ATL Rev 05/02

REPAIR AUTHORIZATION SIGNATURE

TITLE

CUSTOMER SIGNATURE

TITLE

**BOTH SERVICE ORDER AND ANY REQUISITIONS
ISSUED MUST BE UTILIZED TO DETERMINE ALL
PARTS AND QUANTITIES SHOWN ON INVOICE**

FAILURE CODES

- | FAILURE CODES | | |
|------------------------|---------------|-------------------|
| 1) GENERAL (TIRES ETC) | 4) ELECTRICAL | 7) LIFT STRUCTURE |
| 2) HYDRAULICS | 5) BRAKES | 8) CYLINDER |

REF ID: A66064