



UNITED STATES BANKRUPTCY COURT		PROOF OF CLAIM
Name of Debtor: <u>We The People USA, INC., et al.</u>		Case Number: <u>10-10503(KSC) et seq.</u>
NOTE: This form should not be used to make a claim for an administrative expense arising after the commencement of the case. A request for payment of an administrative expense may be filed pursuant to 11 U.S.C. § 503.		
Name of Creditor (the person or other entity to whom the debtor owes money or property): <u>Jodi and Mike Mills</u>		<input type="checkbox"/> Check this box to indicate that this claim amends a previously filed claim. Court Claim Number: _____ (If known) Filed on: _____
Name and address where notices should be sent: <u>Jodi Mills</u> <u>18234 Shannon Ridge Place</u> <u>Fair Oaks Ranch, CA 91387</u> Telephone number: <u>661-252-1510</u>		
Name and address where payment should be sent (if different from above): Telephone number: _____		<input type="checkbox"/> Check this box if you are aware that anyone else has filed a proof of claim relating to your claim. Attach copy of statement giving particulars. <input type="checkbox"/> Check this box if you are the debtor or trustee in this case.
1. Amount of Claim as of Date Case Filed: \$ <u>595.00</u> If all or part of your claim is secured, complete item 4 below; however, if all of your claim is unsecured, do not complete item 4. If all or part of your claim is entitled to priority, complete item 5. <input type="checkbox"/> Check this box if claim includes interest or other charges in addition to the principal amount of claim. Attach itemized statement of interest or charges.		
2. Basis for Claim: <u>Services sold</u> (See instruction #2 on reverse side.)		5. Amount of Claim Entitled to Priority under 11 U.S.C. §507(a). If any portion of your claim falls in one of the following categories, check the box and state the amount. Specify the priority of the claim. <input type="checkbox"/> Domestic support obligations under 11 U.S.C. §507(a)(1)(A) or (a)(1)(B). <input type="checkbox"/> Wages, salaries, or commissions (up to \$10,950*) earned within 180 days before filing of the bankruptcy petition or cessation of the debtor's business, whichever is earlier - 11 U.S.C. §507(a)(4). <input type="checkbox"/> Contributions to an employee benefit plan - 11 U.S.C. §507(a)(5) <input type="checkbox"/> Up to \$2,425* of deposits toward purchase, lease, or rental of property or services for personal, family, or household use - 11 U.S.C. §507(a)(7). <input type="checkbox"/> Taxes or penalties owed to governmental units - 11 U.S.C. §507(a)(8). <input type="checkbox"/> Other - Specify applicable paragraph of 11 U.S.C. §507(a)(____). Amount entitled to priority: \$ _____ *Amounts are subject to adjustment on 4/1/10 and every 3 years thereafter with respect to cases commenced on or after the date of adjustment.
3. Last four digits of any number by which creditor identifies debtor: <u>3351</u> 3a. Debtor may have scheduled account as: <u>Susan Banks</u> (See instruction #3a on reverse side.)		
4. Secured Claim (See instruction #4 on reverse side.) Check the appropriate box if your claim is secured by a lien on property or a right of setoff and provide the requested information. Nature of property or right of setoff: <input type="checkbox"/> Real Estate <input type="checkbox"/> Motor Vehicle <input type="checkbox"/> Other Describe: Value of Property: \$ _____ Annual Interest Rate _____ % Amount of arrearage and other charges as of time case filed included in secured claim, if any: \$ _____ Basis for perfection: _____ Amount of Secured Claim: \$ _____ Amount Unsecured: \$ _____		
6. Credits: The amount of all payments on this claim has been credited for the purpose of making this proof of claim.		
7. Documents: Attach redacted copies of any documents that support the claim, such as promissory notes, purchase orders, invoices, itemized statements or running accounts, contracts, judgments, mortgages, and security agreements. You may also attach a summary. Attach redacted copies of documents providing evidence of perfection of a security interest. You may also attach a summary. (See Instruction 7 and definition of "redacted" on reverse side.) DO NOT SEND ORIGINAL DOCUMENTS. ATTACHED DOCUMENTS MAY BE DESTROYED AFTER SCANNING. If the documents are not available, please explain: _____		
Date: <u>5-12-10</u>	Signature: The person filing this claim must sign it. Sign and print name and title, if any, of the creditor or other person authorized to file this claim and state address and telephone number if different from the notice address above. Attach copy of power of attorney, if any. <div style="text-align: center; font-size: 2em; font-family: cursive;">  </div>	
		FOR COURT USE ONLY We the People  00073

INSTRUCTIONS FOR PROOF OF CLAIM FORM

The instructions and definitions below are general explanations of the law. In certain circumstances, such as bankruptcy cases not filed voluntarily by the debtor, there may be exceptions to these general rules.

ITEMS TO BE COMPLETED IN PROOF OF CLAIM FORM

Court, Name of Debtor, and Case Number:

Fill in the federal judicial district where the bankruptcy case was filed (for example, Central District of California), the bankruptcy debtor's name, and the bankruptcy case number. If the creditor received a notice of the case from the bankruptcy court, all of this information is located at the top of the notice.

Creditor's Name and Address:

Fill in the name of the person or entity asserting a claim and the name and address of the person who should receive notices issued during the bankruptcy case. A separate space is provided for the payment address if it differs from the notice address. The creditor has a continuing obligation to keep the court informed of its current address. See Federal Rule of Bankruptcy Procedure (FRBP) 2002(g).

1. Amount of Claim as of Date Case Filed:

State the total amount owed to the creditor on the date of the Bankruptcy filing. Follow the instructions concerning whether to complete items 4 and 5. Check the box if interest or other charges are included in the claim.

2. Basis for Claim:

State the type of debt or how it was incurred. Examples include goods sold, money loaned, services performed, personal injury/wrongful death, car loan, mortgage note, and credit card. If the claim is based on the delivery of health care goods or services, limit the disclosure of the goods or services so as to avoid embarrassment or the disclosure of confidential health care information. You may be required to provide additional disclosure if the trustee or another party in interest files an objection to your claim.

3. Last Four Digits of Any Number by Which Creditor Identifies Debtor:

State only the last four digits of the debtor's account or other number used by the creditor to identify the debtor.

3a. Debtor May Have Scheduled Account As:

Use this space to report a change in the creditor's name, a transferred claim, or any other information that clarifies a difference between this proof of claim and the claim as scheduled by the debtor.

4. Secured Claim:

Check the appropriate box and provide the requested information if the claim is fully or partially secured. Skip this section if the claim is entirely unsecured. (See DEFINITIONS, below.) State the type and the value of property that secures the claim, attach copies of lien documentation, and state annual interest rate and the amount past due on the claim as of the date of the bankruptcy filing.

5. Amount of Claim Entitled to Priority Under 11 U.S.C. §507(a). If any portion of your claim falls in one or more of the listed categories, check the appropriate box(es) and state the amount entitled to priority. (See DEFINITIONS, below.) A claim may be partly priority and partly non-priority. For example, in some of the categories, the law limits the amount entitled to priority.

6. Credits:

An authorized signature on this proof of claim serves as an acknowledgment that when calculating the amount of the claim, the creditor gave the debtor credit for any payments received toward the debt.

7. Documents:

Attach to this proof of claim form redacted copies documenting the existence of the debt and of any lien securing the debt. You may also attach a summary. You must also attach copies of documents that evidence perfection of any security interest. You may also attach a summary. FRBP 3001(c) and (d). If the claim is based on the delivery of health care goods or services, see instruction 2. Do not send original documents, as attachments may be destroyed after scanning.

Date and Signature:

The person filing this proof of claim must sign and date it. FRBP 9011. If the claim is filed electronically, FRBP 5005(a)(2), authorizes courts to establish local rules specifying what constitutes a signature. Print the name and title, if any, of the creditor or other person authorized to file this claim. State the filer's address and telephone number if it differs from the address given on the top of the form for purposes of receiving notices. Attach a complete copy of any power of attorney. Criminal penalties apply for making a false statement on a proof of claim.

DEFINITIONS

INFORMATION

Debtor

A debtor is the person, corporation, or other entity that has filed a bankruptcy case.

Creditor

A creditor is a person, corporation, or other entity owed a debt by the debtor that arose on or before the date of the bankruptcy filing. See 11 U.S.C. §101 (10).

Claim

A claim is the creditor's right to receive payment on a debt owed by the debtor that arose on the date of the bankruptcy filing. See 11 U.S.C. §101 (5). A claim may be secured or unsecured.

Proof of Claim

A proof of claim is a form used by the creditor to indicate the amount of the debt owed by the debtor on the date of the bankruptcy filing. The creditor must file the form with the clerk of the same bankruptcy court in which the bankruptcy case was filed.

Secured Claim Under 11 U.S.C. §506(a)

A secured claim is one backed by a lien on property of the debtor. The claim is secured so long as the creditor has the right to be paid from the property prior to other creditors. The amount of the secured claim cannot exceed the value of the property. Any amount owed to the creditor in excess of the value of the property is an unsecured claim. Examples of liens on property include a mortgage on real estate or a security interest in a car.

A lien may be voluntarily granted by a debtor or may be obtained through a court proceeding. In some states, a court judgment is a lien. A claim also may be secured if the creditor owes the debtor money (has a right to setoff).

Unsecured Claim

An unsecured claim is one that does not meet the requirements of a secured claim. A claim may be partly unsecured if the amount of the claim exceeds the value of the property on which the creditor has a lien.

Claim Entitled to Priority Under 11 U.S.C. §507(a)

Priority claims are certain categories of unsecured claims that are paid from the available money or property in a bankruptcy case before other unsecured claims.

Redacted

A document has been redacted when the person filing it has masked, edited out, or otherwise deleted, certain information. A creditor should redact and use only the last four digits of any social-security, individual's tax-identification, or financial-account number, all but the initials of a minor's name and only the year of any person's date of birth.

Evidence of Perfection

Evidence of perfection may include a mortgage, lien, certificate of title, financing statement, or other document showing that the lien has been filed or recorded.

Acknowledgment of Filing of Claim

To receive acknowledgment of your filing, you may either enclose a stamped self-addressed envelope and a copy of this proof of claim or you may access the court's PACER system (www.pacer.psc.uscourts.gov) for a small fee to view your filed proof of claim.

Offers to Purchase a Claim

Certain entities are in the business of purchasing claims for an amount less than the fact value of the claims. One or more of these entities may contact the creditor and offer to purchase the claim. Some of the written communications from these entities may easily be confused with official court documentation or communications from the debtor. These entities do not represent the bankruptcy court or the debtor. The creditor has no obligation to sell its claim. However, if the creditor decides to sell its claim, any transfer of such claim is subject to FRBP 3001(e), any applicable provisions of the Bankruptcy Code (11 U.S.C. § 101 et seq.), and any applicable orders of the bankruptcy court.



We The People:
DOCUMENT PREPARATION SERVICES

JOINT LIVING TRUST WORKBOOK

The following is a worksheet that will assist WE THE PEOPLE in preparing your Living Trust documents. A revocable Living Trust is an instrument that is created by you, the Settlor, and defines the duties and responsibilities of the Trustees to manage property transferred to the Living Trust and to distribute the property after your deaths according to your instructions. In a We The People Joint Living Trust, you serve as the Trustees while you are alive and well. If both of you die or are unable to serve for any reason, a successor Trustee designated by you steps in to serve. A Living Trust is revocable and may be terminated at your direction while you are both alive and well.

- Please read the instructions carefully and answer each question according to the instructions.
- If a question is optional and/or does not apply to your situation, you must write "NA" or draw a line above the answer blank.
- Please print legibly in black or blue ink. Only your written answers will be typed into the documents.
- Answers that go beyond the scope of the workbook will not be typed and may cause delays.
- Changes requested after your documents have been typed and prepared may result in additional charges.

Are both spouses U.S. citizens? YES NO If NO, CAUTION. If either of you are not U.S. citizens, We The People cannot assist you with a Joint AB or ABC Trust, but can assist you with a Joint A Trust as long as you independently determine you are not concerned with any possible estate tax consequences. See the *Guide to Revocable Living Trusts* for more information.

ENTER THE **NAME OF THE TRUST** - This is the name that you would like to call the trust. For example: "The John and Mary Doe Living Trust".

THE Mills Family LIVING TRUST

CHOOSE THE **TYPE OF TRUST** (see the *Guide to Revocable Living Trusts* for more information):

Joint A Trust Joint AB Trust Joint ABC Trust

ENTER INFORMATION ABOUT THE **SETTLORS** - These are the individuals who are establishing the trust. The Settlor will also be the Trustees and will manage the trust while they are alive and well.

NAME Jodi Denise Mills MALE FEMALE

NAME Michael Owen Mills MALE FEMALE

ADDRESS 18234 Shannon Ridge Pl.

Fair Oaks Ranch ZIP CODE 91387 PHONE 661-252-1510

COUNTY OF RESIDENCE Los Angeles STATE OF RESIDENCE CA

WILL THE TRUST BE SIGNED IN THIS WE THE PEOPLE STORE? YES NO If No, Please indicate where the Trust will be signed.

CITY OF SIGNING _____ COUNTY OF SIGNING _____ STATE OF SIGNING _____

STORE: _____ CUSTOMER: _____
I have reviewed this page for clarity and legibility with the customer.

The above answers were provided by me and I did not receive any legal advice from WTP personnel in completing my forms.


5-12-10

SUMMARY

We purchased services from We The People USA, INC. on Soledad Canyon Rd. in Santa Clarita. We were given a Joint Living Trust Workbook and instructed to fill out the paperwork and return it to the store and then they would complete our trust. Before we could return our paperwork to the store, the store closed.

I am including the first page of the workbook as proof of our purchase and claim.

Thank you,

A handwritten signature in black ink, appearing to read 'Lodi Mills', with a long horizontal flourish extending to the right.

Lodi Mills

661-252-1510